

GBP2 antibody



Catalog Number: 110892

Product name

GBP2 antibody

WB: 1:1000-1:10000

IHC: 1:20-1:200

Specificity

Human, Mouse, Rat; other species not tested.

Antibody description

GBP2 Rabbit Polyclonal antibody. Positive IHC detected in human tonsillitis tissue, human pancreas cancer tissue, human spleen tissue. Positive WB detected in human lung tissue, human placenta tissue, K-562 cells, PC-3 cells, rat spleen tissue. Observed molecular weight by Western-blot: 67 kDa

Preparation

This antibody was obtained by immunization of GBP2 recombinant protein (Accession Number: BC022272). Purification method: Antigen affinity purified.

Formulation

PBS with 0.1% sodium azide and 50% glycerol pH 7.3.

Storage

Store at -20°C. DO NOT ALIQUOT

Clonality

Polyclonal

Ig Type

Rabbit IgG


Applications

ELISA, WB, IHC

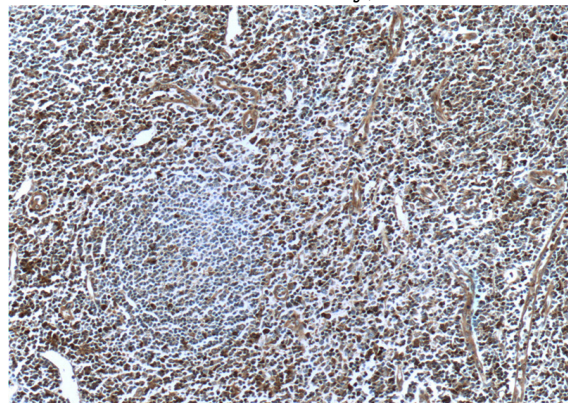
Dilutions

Recommended Dilution:

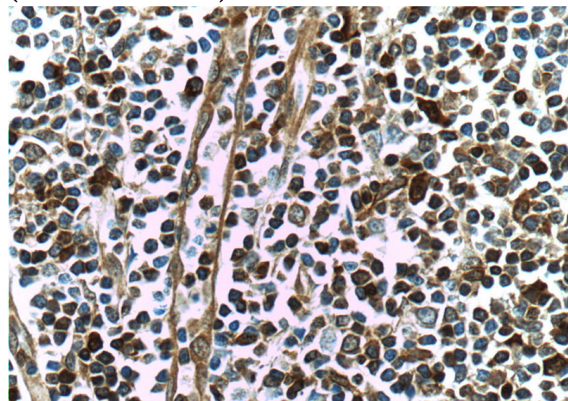
Validations



human lung tissue were subjected to SDS PAGE followed by western blot with Catalog No:110892(GBP2 antibody) at dilution of 1:400



Immunohistochemistry of paraffin-embedded human tonsillitis tissue slide using Catalog No:110892(GBP2 Antibody) at dilution of 1:50 (under 10x lens)



Immunohistochemistry of paraffin-embedded

GBP2 antibody



Catalog Number: 110892

human tonsillitis tissue slide using Catalog

No:110892(GBP2 Antibody) at dilution of 1:50
(under 40x lens)