

GAS7 antibody

Catalog Number: 110873

Product name

GAS7 antibody

IP: 1:200-1:2000

IF: 1:50-1:500

Specificity

Human, Mouse, Rat; other species not tested.

Antibody description

GAS7 Rabbit Polyclonal antibody. Positive WB detected in mouse brain tissue, mouse testis tissue. Positive IP detected in mouse brain tissue. Positive IF detected in HeLa cells. Observed molecular weight by Western-blot: 38-50 kDa

Preparation

This antibody was obtained by immunization of GAS7 recombinant protein (Accession Number: XM_005256832). Purification method: Antigen affinity purified.

Formulation

PBS with 0.1% sodium azide and 50% glycerol pH 7.3.

Storage

Store at -20°C. DO NOT ALIQUOT

Clonality

Polyclonal

Ig Type

Rabbit IgG

Applications

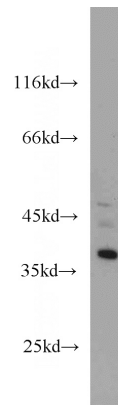
ELISA, WB, IP, IF

Dilutions

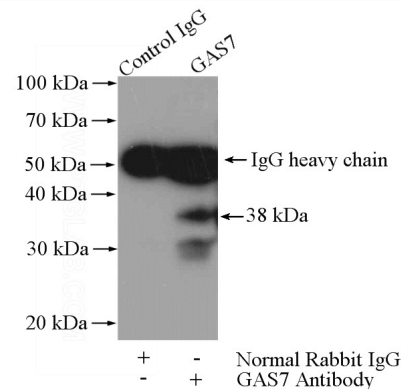
Recommended Dilution:

WB: 1:500-1:5000

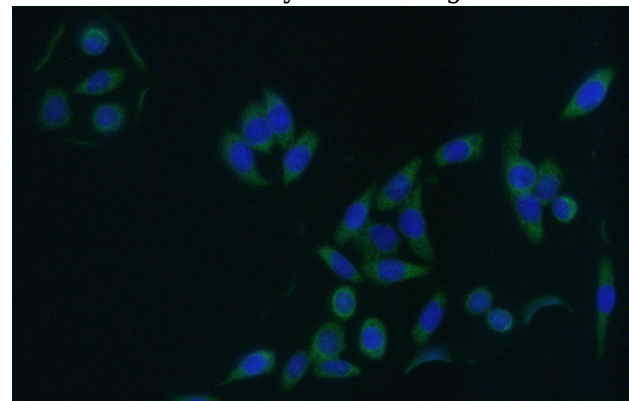
Validations



mouse brain tissue were subjected to SDS PAGE followed by western blot with Catalog No:110873(GAS7 antibody) at dilution of 1:1000



IP Result of anti-GAS7 (IP:Catalog No:110873, 4ug; Detection:Catalog No:110873 1:500) with mouse brain tissue lysate 4000ug.



Immunofluorescent analysis of (-20oc Ethanol) fixed HeLa cells using Catalog No:110873(GAS7

GAS7 antibody



Catalog Number: 110873

Antibody) at dilution of 1:50 and Alexa Fluor 488- conjugated AffiniPure Goat Anti-Rabbit IgG(H+L)