

GABRG2 antibody

Catalog Number: 110813

Product name

GABRG2 antibody

IP: 1:200-1:2000

IF: 1:20-1:200

Specificity

Human, Mouse, Rat; other species not tested.

Antibody description

GABRG2 Rabbit Polyclonal antibody. Positive IF detected in mouse cerebellum tissue. Positive IP detected in mouse brain tissue. Positive WB detected in mouse brain/Neuro2a cells. Observed molecular weight by Western-blot: 54 kDa

Preparation

This antibody was obtained by immunization of GABRG2 recombinant protein (Accession Number: NM_198904). Purification method: Antigen affinity purified.

Formulation

PBS with 0.02% sodium azide and 50% glycerol pH 7.3.

Storage

Store at -20°C. DO NOT ALIQUOT

Clonality

Polyclonal

Ig Type

Rabbit IgG

Applications

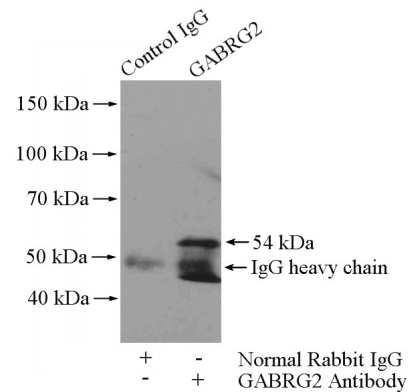
ELISA, WB, IF, IP

Dilutions

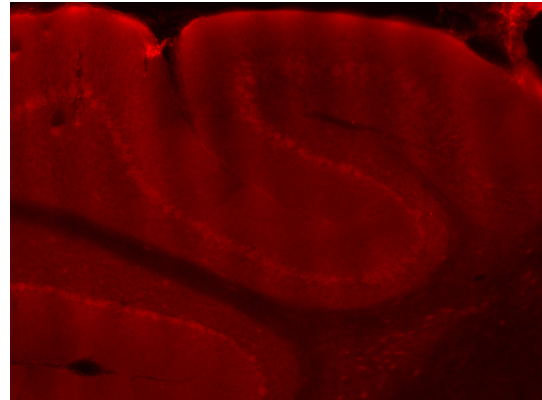
Recommended Dilution:

WB: 1:200-1:1000

Validations

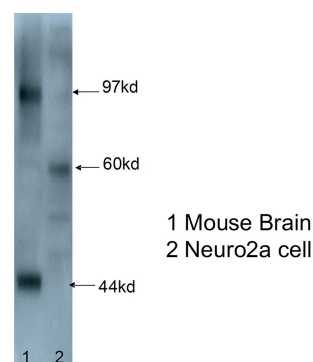


IP Result of anti-GABRG2 (IP:Catalog No:110813, 4ug; Detection:Catalog No:110813 1:500) with mouse brain tissue lysate 4000ug.



IF result from Dr. Zuyuan Qian(Oregon Health & Science University).IF staining with Cy3. Fresh floating section at 40um, mouse cerebellum.

WB Result of GABRG2



WB result from Dr. Zuyuan Qian(Oregon Health & Science University).anti-GABRG2(Catalog

GABRG2 antibody



Catalog Number: 110813

No:110813)