

FTCD antibody

Catalog Number: 110785

Product name

FTCD antibody

Specificity

Human, Mouse, Rat; other species not tested.

Antibody description

FTCD Rabbit Polyclonal antibody. Positive IHC detected in human kidney tissue, human liver tissue. Positive WB detected in mouse liver tissue. Observed molecular weight by Western-blot: 53kd

Preparation

This antibody was obtained by immunization of FTCD recombinant protein (Accession Number: NM_006657). Purification method: Antigen affinity purified.

Formulation

PBS with 0.02% sodium azide and 50% glycerol pH 7.3.

Storage

Store at -20°C. DO NOT ALIQUOT

Clonality

Polyclonal

Ig Type

Rabbit IgG

Applications

ELISA, WB, IHC

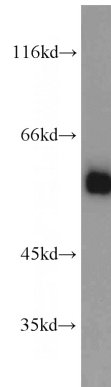
Dilutions

Recommended Dilution:

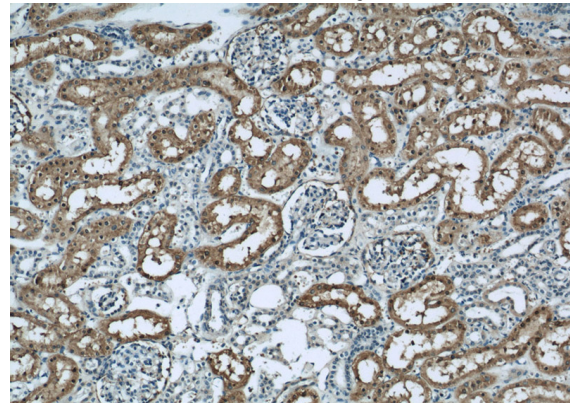
WB: 1:500-1:5000

IHC: 1:20-1:200

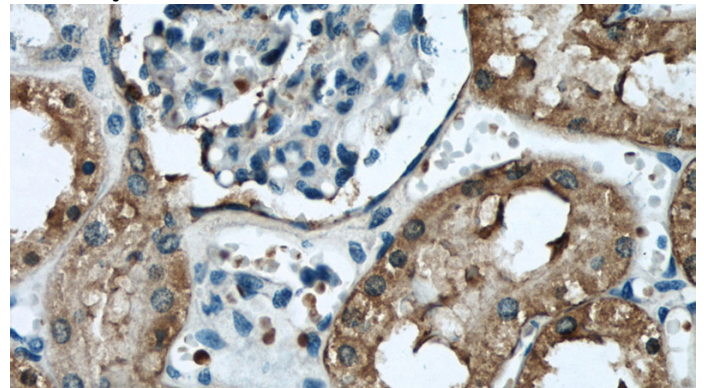
Validations



mouse liver tissue were subjected to SDS PAGE followed by western blot with Catalog No:110785(FTCD antibody) at dilution of 1:1000



Immunohistochemical of paraffin-embedded human kidney using Catalog No:110785(FTCD antibody) at dilution of 1:50 (under 10x lens)



Immunohistochemical of paraffin-embedded human kidney using Catalog No:110785(FTCD antibody) at dilution of 1:50 (under 40x lens)