

FXYD3 antibody

Catalog Number: 110755

Product name

FXYD3 antibody

IP: 1:200-1:2000

IHC: 1:20-1:200

Specificity

Human, Mouse, Rat; other species not tested.

Antibody description

FXYD3 Rabbit Polyclonal antibody. Positive IHC detected in human lung tissue. Positive WB detected in COLO 320 cells, A375 cells, SGC-7901 cells. Positive IP detected in COLO 320 cells. Observed molecular weight by Western-blot: 8 kDa

Preparation

This antibody was obtained by immunization of FXYD3 recombinant protein (Accession Number: NM_001136011). Purification method: Antigen affinity purified.

Formulation

PBS with 0.02% sodium azide and 50% glycerol pH 7.3.

Storage

Store at -20°C. DO NOT ALIQUOT

Clonality

Polyclonal

Ig Type

Rabbit IgG

Applications


ELISA, WB, IHC, IP

Dilutions

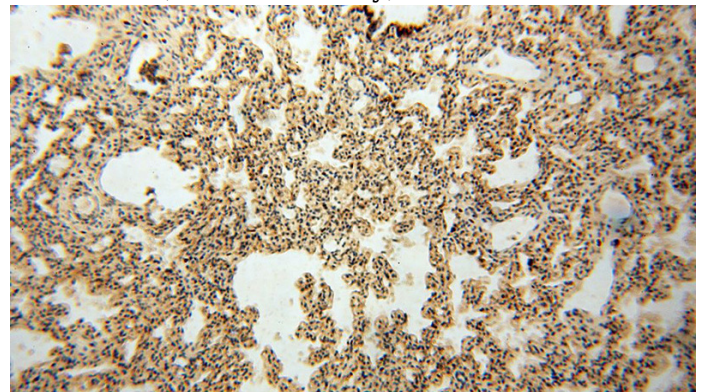
Recommended Dilution:

WB: 1:500-1:5000

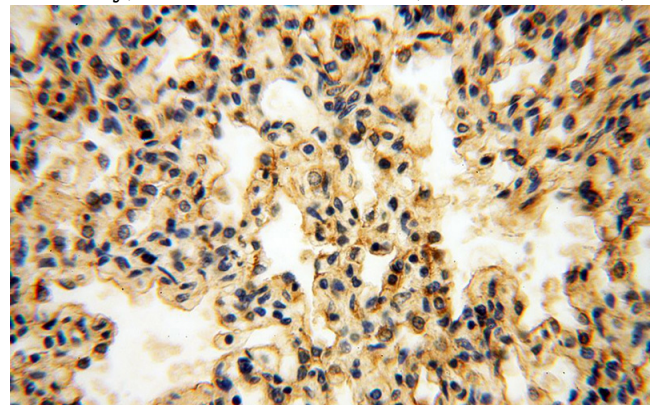
Validations



COLO 320 cells were subjected to SDS PAGE followed by western blot with Catalog No:110755(FXYD3 antibody) at dilution of 1:400



Immunohistochemical of paraffin-embedded human lung using Catalog No:110755(FXYD3 antibody) at dilution of 1:100 (under 10x lens)

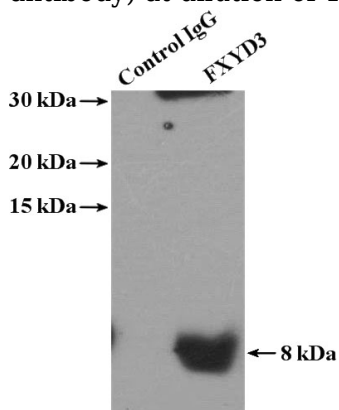


Immunohistochemical of paraffin-embedded human lung using Catalog No:110755(FXYD3

FXYD3 antibody

Catalog Number: 110755

antibody) at dilution of 1:100 (under 40x lens)



IP Result of anti-FXYD3 (IP:Catalog No:110755, 4ug; Detection:Catalog No:110755 1:500) with COLO 320 cells lysate 2400ug.