

FUT8 antibody

Catalog Number: 110750

Product name

FUT8 antibody

IHC: 1:20-1:200


Specificity

Human, Mouse, Rat; other species not tested.

Validations

Antibody description

FUT8 Rabbit Polyclonal antibody. Positive WB detected in HEK-293 cells. Positive IHC detected in human lung cancer tissue, human stomach cancer tissue. Observed molecular weight by Western-blot: 60 kDa



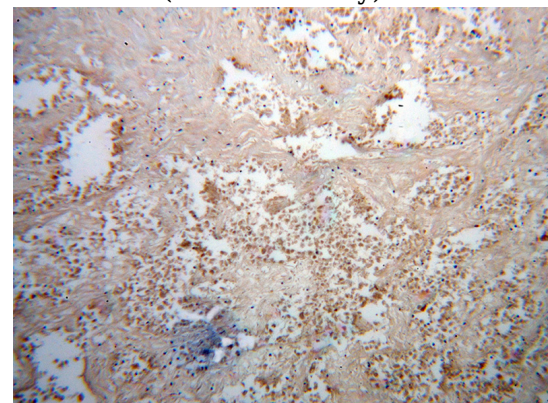
Preparation

This antibody was obtained by immunization of FUT8 recombinant protein (Accession Number: BC025385). Purification method: Antigen affinity purified.

HEK-293 cells were subjected to SDS PAGE followed by western blot with Catalog No:110750(FUT8 antibody) at dilution of 1:500

Formulation

PBS with 0.02% sodium azide and 50% glycerol pH 7.3.



Storage

Store at -20°C. DO NOT ALIQUOT

Immunohistochemical of paraffin-embedded human lung cancer using Catalog No:110750(FUT8 antibody) at dilution of 1:50 (under 10x lens)

Clonality

Polyclonal

Ig Type

Rabbit IgG

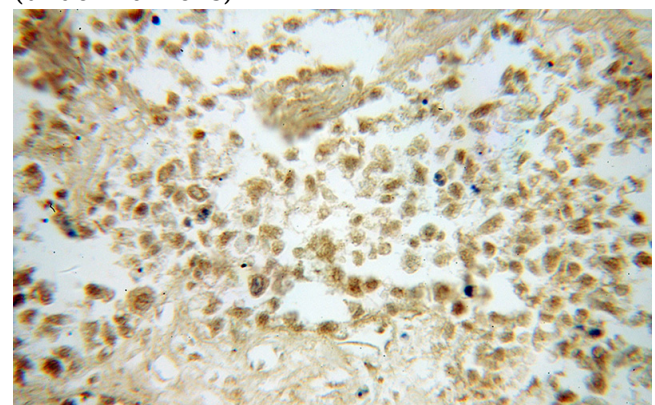
Applications

ELISA, WB, IHC

Dilutions

Recommended Dilution:

WB: 1:500-1:5000



Immunohistochemical of paraffin-embedded human lung cancer using Catalog

FUT8 antibody



Catalog Number: 110750

No:110750(FUT8 antibody) at dilution of 1:50 (under 40x lens)