

# FNTB antibody

Catalog Number: 110741

## Product name

FNTB antibody

IP: 1:500-1:5000

IHC: 1:20-1:200


## Specificity

Human, Mouse, Rat; other species not tested.

## Antibody description

FNTB Rabbit Polyclonal antibody. Positive IP detected in HeLa cells. Positive WB detected in HeLa cells. Positive IHC detected in human lymphoma tissue. Observed molecular weight by Western-blot: 49 kDa

## Validations



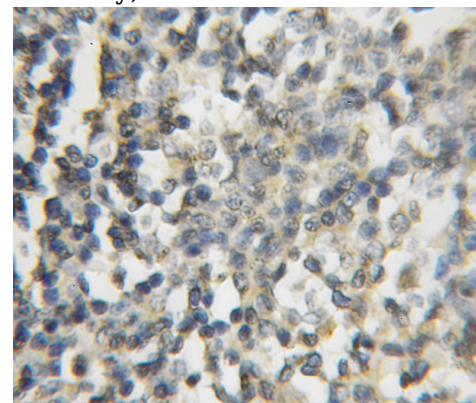
## Preparation

This antibody was obtained by immunization of FNTB recombinant protein (Accession Number: NM\_002028). Purification method: Antigen affinity purified.

HeLa cells were subjected to SDS PAGE followed by western blot with Catalog No:110741(FNTB antibody) at dilution of 1:500

## Formulation

PBS with 0.1% sodium azide and 50% glycerol pH 7.3.



## Storage

Store at -20°C. DO NOT ALIQUOT

## Clonality

Polyclonal

## Ig Type

Rabbit IgG

## Applications

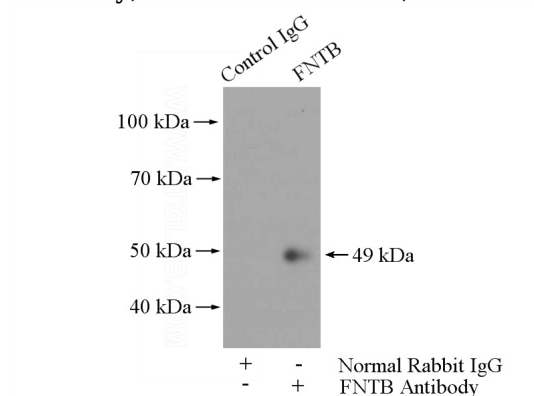
ELISA, WB, IHC, IP

## Dilutions

Recommended Dilution:

WB: 1:500-1:5000

Immunohistochemical of paraffin-embedded human lymphoma using Catalog No:110741(FNTB antibody) at dilution of 1:50 (under 10x lens)



IP Result of anti-FNTB (IP:Catalog No:110741, 4ug; Detection:Catalog No:110741 1:1000) with

# FNTB antibody



Catalog Number: 110741

---

HeLa cells lysate 800ug.