

FOXP3 antibody

Catalog Number: 110711

Product name

FOXP3 antibody

IP: 1:500-1:5000

IF: 1:20-1:200

Specificity

Human, Mouse, Rat; other species not tested.

Validations

Antibody description

FOXP3 Rabbit Polyclonal antibody. Positive IP detected in HeLa cells. Positive WB detected in HeLa cells, A375 cells, HEK-293 cells, mouse brain tissue, rat brain tissue, rat pancreas tissue. Positive IF detected in HeLa cells. Observed molecular weight by Western-blot: 50-55 kDa

Preparation

This antibody was obtained by immunization of FOXP3 recombinant protein (Accession Number: NM_014009). Purification method: Antigen affinity purified.

Formulation

PBS with 0.02% sodium azide and 50% glycerol pH 7.3.

Storage

Store at -20°C. DO NOT ALIQUOT

Clonality

Polyclonal

Ig Type

Rabbit IgG

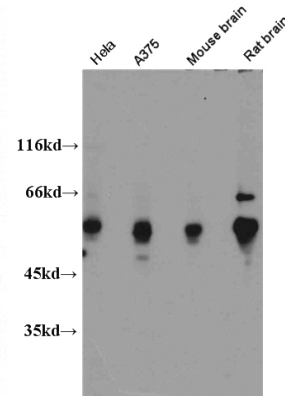
Applications

ELISA, WB, IP, IF

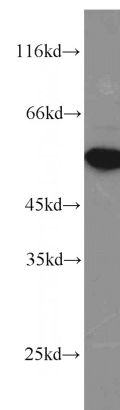
Dilutions

Recommended Dilution:

WB: 1:500-1:5000

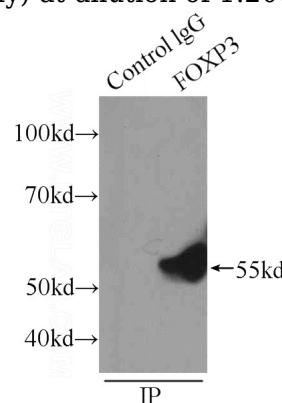


WB results of Catalog No:110711(FOXP3



antibody).

HeLa cells were subjected to SDS PAGE followed by western blot with Catalog No:110711(FOXP3 antibody) at dilution of 1:2000

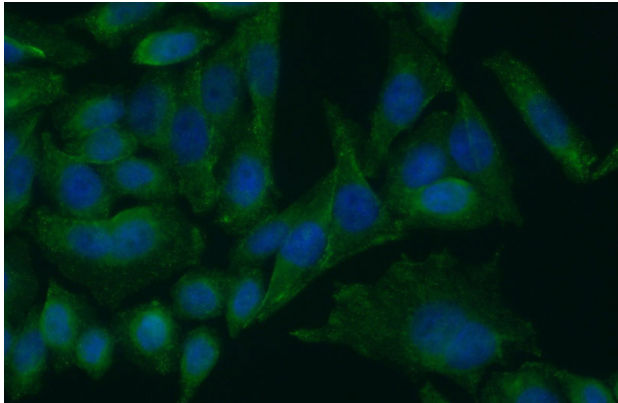


IP Result of anti-FOXP3 (IP:Catalog No:110711, 3ug; Detection:Catalog No:110711 1:1000) with HeLa cells lysate 1840ug.

FOXP3 antibody



Catalog Number: 110711



Immunofluorescent analysis of (10% Formaldehyde) fixed HeLa cells using Catalog No:110711(FOXP3 Antibody) at dilution of 1:50 and Alexa Fluor 488-conjugated AffiniPure Goat Anti-Rabbit IgG(H+L)