

FJX1 antibody

Catalog Number: 110668

Product name

FJX1 antibody

Specificity

Human, Mouse, Rat; other species not tested.

Antibody description

FJX1 Rabbit Polyclonal antibody. Positive IHC detected in human testis tissue, human hepat°Cirrhosis tissue. Positive WB detected in fetal human brain tissue, mouse brain tissue. Observed molecular weight by Western-blot: 49 kDa

Preparation

This antibody was obtained by immunization of FJX1 recombinant protein (Accession Number: NM_014344). Purification method: Antigen affinity purified.

Formulation

PBS with 0.1% sodium azide and 50% glycerol pH 7.3.

Storage

Store at -20°C. DO NOT ALIQUOT

Clonality

Polyclonal

Ig Type

Rabbit IgG

Applications

ELISA, WB, IHC

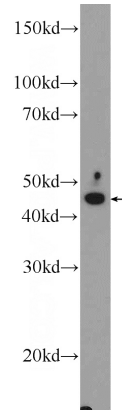
Dilutions

Recommended Dilution:

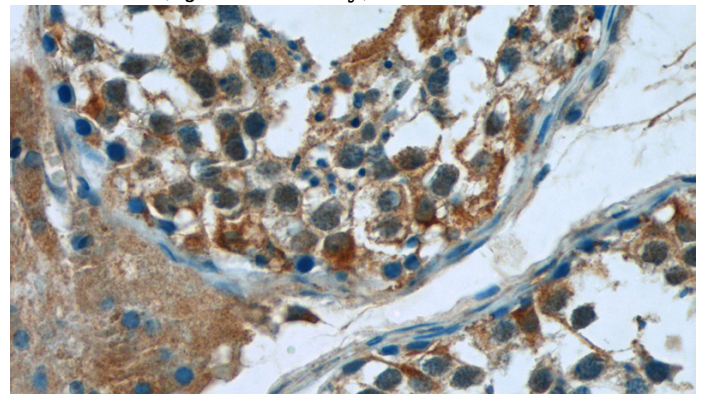
WB: 1:200-1:1000

IHC: 1:20-1:200

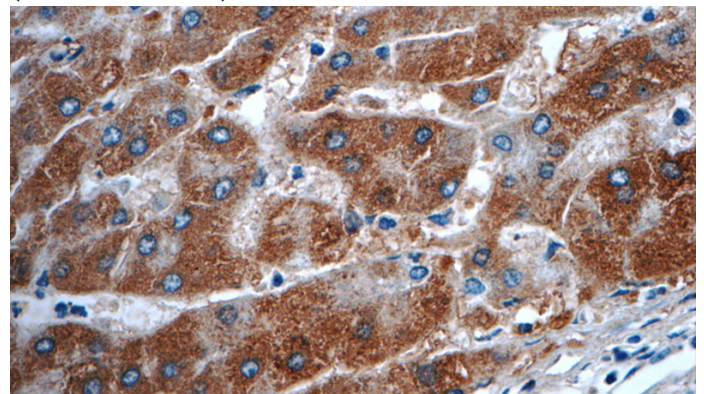
Validations



fetal human brain tissue were subjected to SDS PAGE followed by western blot with Catalog No:110668(FJX1 Antibody) at dilution of 1:300



Immunohistochemistry of paraffin-embedded human hepatocirrhosis tissue slide using Catalog No:110668(FJX1 Antibody) at dilution of 1:50 (under 40x lens)



Immunohistochemistry of paraffin-embedded human hepatocirrhosis tissue slide using Catalog No:110668(FJX1 Antibody) at dilution of 1:50

FJX1 antibody



Catalog Number: 110668

(under 40x lens)