

# FICD antibody

Catalog Number: 110663

## Product name

FICD antibody

## Specificity

Human, Mouse, Rat; other species not tested.

## Antibody description

FICD Rabbit Polyclonal antibody. Positive IHC detected in human small intestine tissue, human kidney tissue. Positive WB detected in A549 cells, Jurkat cells. Observed molecular weight by Western-blot: 52 kDa

## Preparation

This antibody was obtained by immunization of FICD recombinant protein (Accession Number: NM\_007076). Purification method: Antigen affinity purified.

## Formulation

PBS with 0.1% sodium azide and 50% glycerol pH 7.3.

## Storage

Store at -20°C. DO NOT ALIQUOT

## Clonality

Polyclonal

## Ig Type

Rabbit IgG

## Applications

ELISA, IHC, WB

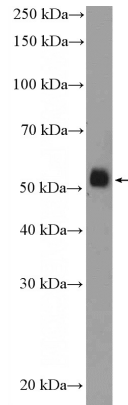
## Dilutions

Recommended Dilution:

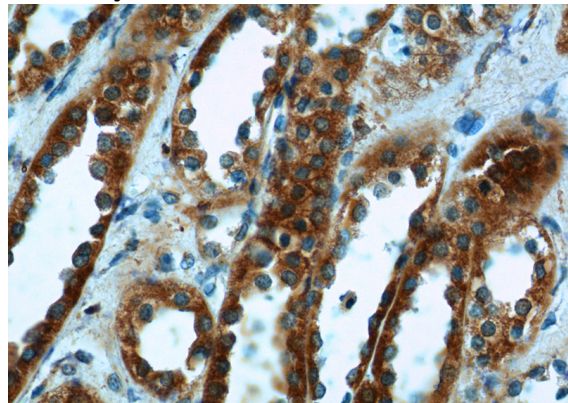
WB: 1:200-1:2000

IHC: 1:20-1:200

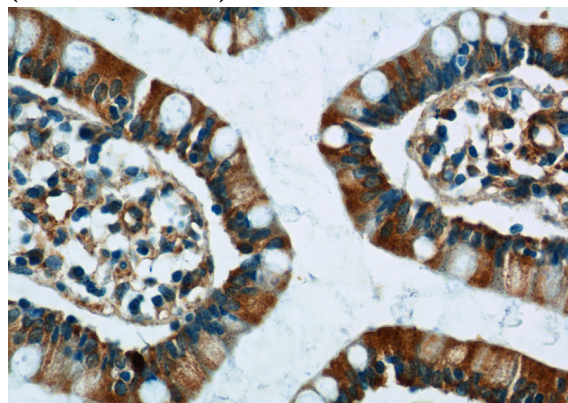
## Validations



A549 cells were subjected to SDS PAGE followed by western blot with Catalog No:110663(FICD Antibody) at dilution of 1:600



Immunohistochemistry of paraffin-embedded human kidney tissue slide using Catalog No:110663(FICD Antibody) at dilution of 1:50 (under 40x lens)



Immunohistochemistry of paraffin-embedded human small intestine tissue slide using Catalog No:110663(FICD Antibody) at dilution of 1:50 (under 40x lens)

# FICD antibody



Catalog Number: 110663

---

No:110663(FICD Antibody) at dilution of 1:50 (under 40x lens)