

# FGFR4 antibody



Catalog Number: 110643

## Product name

FGFR4 antibody

IHC: 1:10-1:100

IF: 1:50-1:500

## Specificity

Human, Mouse, Rat; other species not tested.

## Antibody description

FGFR4 Rabbit Polyclonal antibody. Positive IHC detected in human breast cancer tissue. Positive IF detected in HepG2 cells. Positive WB detected in HepG2 cells, mouse lung tissue. Observed molecular weight by Western-blot: 100-110 kDa

## Preparation

This antibody was obtained by immunization of FGFR4 recombinant protein (Accession Number: NM\_002011). Purification method: Antigen affinity purified.

## Formulation

PBS with 0.1% sodium azide and 50% glycerol pH 7.3.

## Storage

Store at -20°C. DO NOT ALIQUOT

## Clonality

Polyclonal

## Ig Type

Rabbit IgG

## Applications


ELISA, WB, IHC, IF

## Dilutions

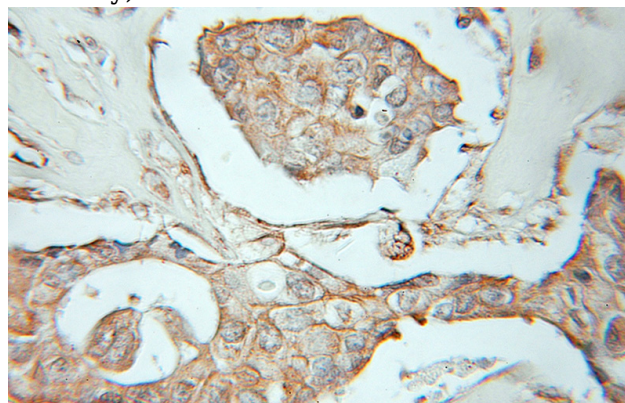
Recommended Dilution:

WB: 1:200-1:1000

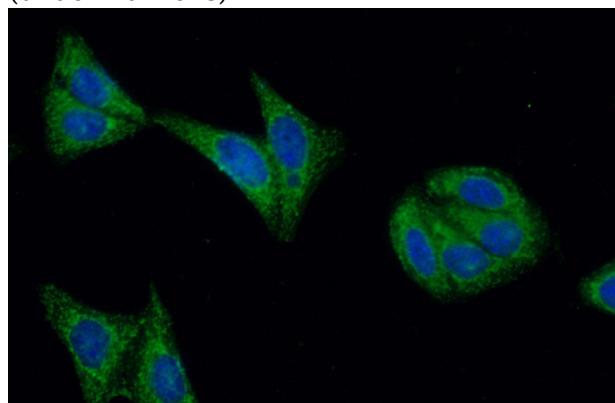
## Validations



HepG2 cells were subjected to SDS PAGE followed by western blot with Catalog No:110643(FGFR4 antibody) at dilution of 1:400



Immunohistochemical of paraffin-embedded human breast cancer using Catalog No:110643(FGFR4 antibody) at dilution of 1:10 (under 10x lens)



Immunofluorescent analysis of (-20oc Ethanol)

# FGFR4 antibody



Catalog Number: 110643

---

fixed HepG2 cells using Catalog  
No:110643(FGFR4 Antibody) at dilution of 1:50

and Alexa Fluor 488-conjugated AffiniPure Goat  
Anti-Rabbit IgG(H+L)