

FGF12 antibody

Catalog Number: 110630

Product name

FGF12 antibody

Specificity

Human, Mouse, Rat; other species not tested.

Antibody description

FGF12 Rabbit Polyclonal antibody. Positive IHC detected in mouse brain tissue. Positive WB detected in mouse brain tissue. Observed molecular weight by Western-blot: 20-25 kDa

Preparation

This antibody was obtained by immunization of FGF12 recombinant protein (Accession Number: NM_004113). Purification method: Antigen affinity purified.

Formulation

PBS with 0.02% sodium azide and 50% glycerol pH 7.3.

Storage

Store at -20°C. DO NOT ALIQUOT

Clonality

Polyclonal

Ig Type

Rabbit IgG

Applications

ELISA, WB, IHC


Dilutions

Recommended Dilution:


WB: 1:200-1:2000

IHC: 1:20-1:200

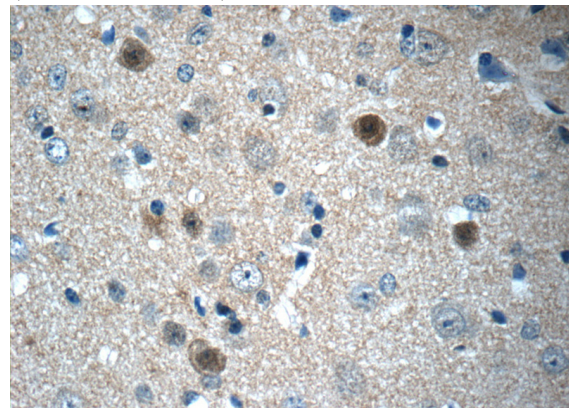
Validations



mouse brain tissue were subjected to SDS PAGE followed by western blot with Catalog No:110630(FGF12 antibody) at dilution of 1:1000



Immunohistochemistry of paraffin-embedded mouse brain tissue slide using Catalog No:110630(FGF12 Antibody) at dilution of 1:50 (under 10x lens)



Immunohistochemistry of paraffin-embedded mouse brain tissue slide using Catalog No:110630(FGF12 Antibody) at dilution of 1:50 (under 40x lens)