

FGD5 antibody

Catalog Number: 110628

Product name

FGD5 antibody

IHC: 1:20-1:200

IF: 1:10-1:100

Specificity

Human, Mouse, Rat; other species not tested.

Antibody description

FGD5 Rabbit Polyclonal antibody. Positive IHC detected in human lung. Positive IF detected in HepG2. Positive WB detected in mouse brain tissue. Observed molecular weight by Western-blot: 160 kDa

Preparation

This antibody was obtained by immunization of FGD5 recombinant protein (Accession Number: BC035364). Purification method: Antigen affinity purified.

Formulation

PBS with 0.02% sodium azide and 50% glycerol pH 7.3.

Storage

Store at -20°C. DO NOT ALIQUOT

Clonality

Polyclonal

Ig Type

Rabbit IgG

Applications


ELISA, WB, IF, IHC

Dilutions

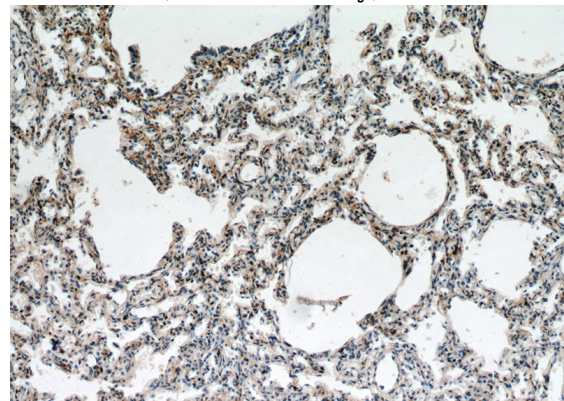
Recommended Dilution:

WB: 1:200-1:2000

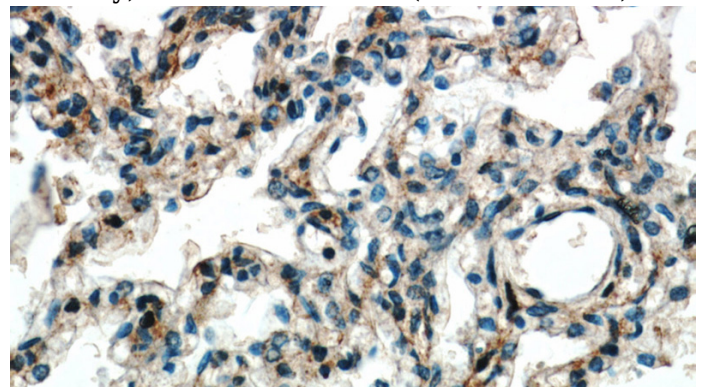
Validations



mouse brain tissue were subjected to SDS PAGE followed by western blot with Catalog No:110628(FGD5 antibody) at dilution of 1:500



Immunohistochemical of paraffin-embedded human lung using Catalog No:110628(FGD5 antibody) at dilution of 1:100 (under 10x lens)

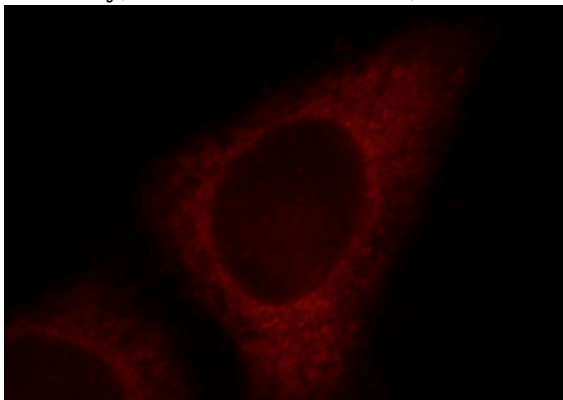


Immunohistochemical of paraffin-embedded human lung using Catalog No:110628(FGD5

FGD5 antibody

Catalog Number: 110628

antibody) at dilution of 1:100 (under 40x lens)



Immunofluorescent analysis of HepG2 cells, using FGD5 antibody Catalog No:110628 at 1:25 dilution and Rhodamine-labeled goat anti-rabbit IgG (red).