

FDXACB1 antibody



Catalog Number: 110610

Product name

FDXACB1 antibody

Immunogen

[Human FDXACB1 Recombinant protein \(His tag\)](#)

Specificity

Human; other species not tested.

Antibody description

FDXACB1 Rabbit Polyclonal antibody. Positive WB detected in human placenta tissue, PC-3 cells. Positive IHC detected in human testis tissue. Observed molecular weight by Western-blot: 65-70 kDa

Preparation

This antibody was obtained by immunization of FDXACB1 recombinant protein (Accession Number: NM_138378). Purification method: Antigen affinity purified.

Formulation

PBS with 0.1% sodium azide and 50% glycerol pH 7.3.

Storage

Store at -20°C. DO NOT ALIQUOT

Clonality

Polyclonal

Ig Type

Rabbit IgG

Applications

ELISA, WB, IHC


Dilutions

Recommended Dilution:

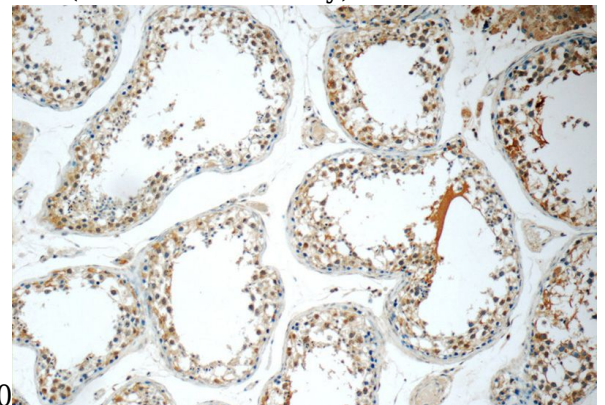
WB: 1:500-1:5000

IHC: 1:20-1:200

Validations



human placenta tissue were subjected to SDS PAGE followed by western blot with Catalog No:110610(FDXACB1 Antibody) at dilution of

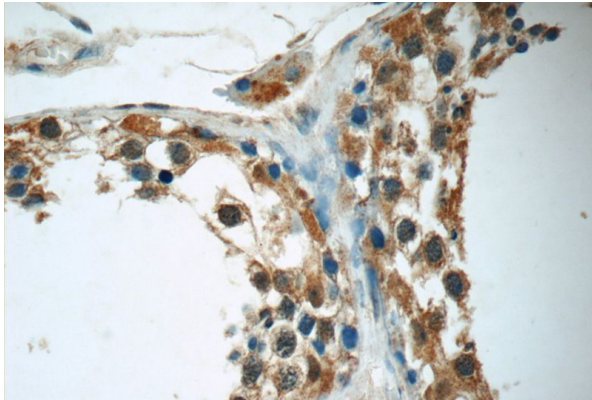


1:1000.

Immunohistochemistry of paraffin-embedded human testis tissue slide using Catalog No:110610(FDXACB1 Antibody) at dilution of 1:50 (under 10x lens)

FDXACB1 antibody

Catalog Number: 110610



Immunohistochemistry of paraffin-embedded human testis tissue slide using Catalog No:110610(FDXACB1 Antibody) at dilution of 1:50 (under 40x lens)