

# FDFT1 antibody

Catalog Number: 110607

## Product name

FDFT1 antibody

IP: 1:200-1:2000

IHC: 1:20-1:200

## Specificity

Human, Mouse, Rat; other species not tested.

## Antibody description

FDFT1 Rabbit Polyclonal antibody. Positive IP detected in COLO 320 cells. Positive WB detected in COLO 320 cells, HEK-293 cells, human liver tissue. Positive IHC detected in human lung cancer tissue. Observed molecular weight by Western-blot: 48 kDa

## Preparation

This antibody was obtained by immunization of FDFT1 recombinant protein (Accession Number: NM\_001287743). Purification method: Antigen affinity purified.

## Formulation

PBS with 0.02% sodium azide and 50% glycerol pH 7.3.

## Storage

Store at -20°C. DO NOT ALIQUOT

## Clonality

Polyclonal

## Ig Type

Rabbit IgG

## Applications


ELISA, WB, IHC, IP

## Dilutions

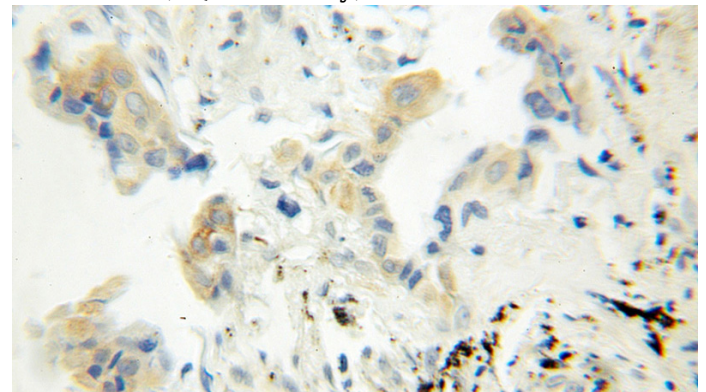
Recommended Dilution:

WB: 1:200-1:2000

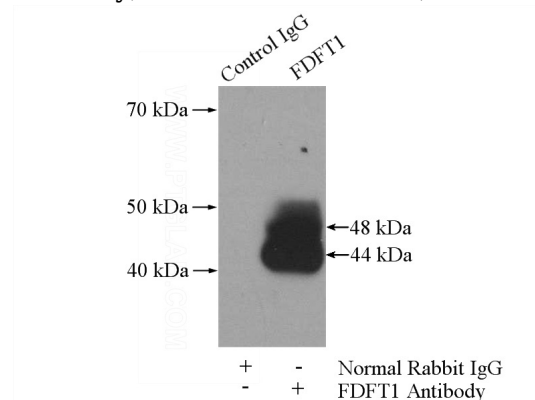
## Validations



COLO 320 cells were subjected to SDS PAGE followed by western blot with Catalog No:110607(SQS antibody) at dilution of 1:500



Immunohistochemical of paraffin-embedded human lung cancer using Catalog No:110607(SQS antibody) at dilution of 1:100 (under 40x lens)



IP Result of anti-SQS (IP:Catalog No:110607, 4ug; Detection:Catalog No:110607 1:500) with COLO

# FDFT1 antibody



Catalog Number: 110607

---

320 cells lysate 2400ug.