

# FAM8A1 antibody

Catalog Number: 110603

## Product name

FAM8A1 antibody

IHC: 1:20-1:200


## Specificity

Human, Mouse; other species not tested.

## Validations

## Antibody description

FAM8A1 Rabbit Polyclonal antibody. Positive IHC detected in human testis tissue. Positive WB detected in HEK-293 cells, mouse kidney tissue. Observed molecular weight by Western-blot: 44 kDa



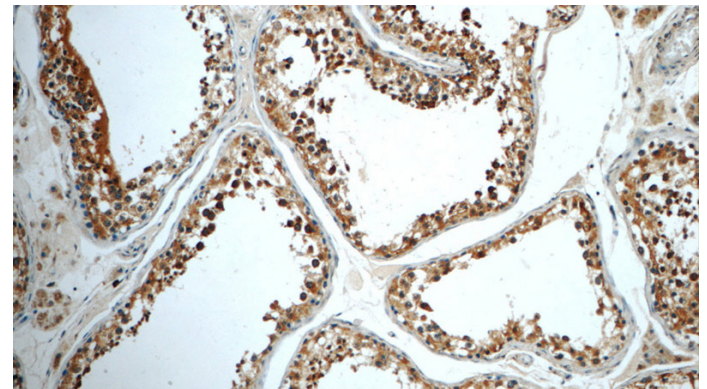
## Preparation

This antibody was obtained by immunization of FAM8A1 recombinant protein (Accession Number: NM\_016255). Purification method: Antigen affinity purified.

HEK-293 cells were subjected to SDS PAGE followed by western blot with Catalog No:110603(FAM8A1 Antibody) at dilution of 1:1000

## Formulation

PBS with 0.1% sodium azide and 50% glycerol pH 7.3.



## Storage

Store at -20°C. DO NOT ALIQUOT

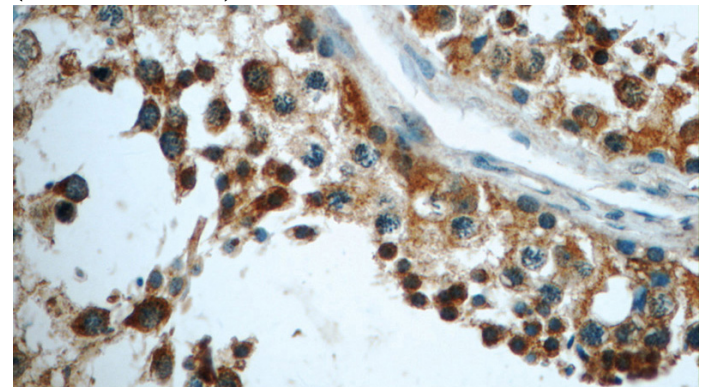
## Clonality

Polyclonal

Immunohistochemistry of paraffin-embedded human testis tissue slide using Catalog No:110603(FAM8A1 Antibody) at dilution of 1:50 (under 10x lens)

## Ig Type

Rabbit IgG



## Applications

ELISA, WB, IHC

## Dilutions

Recommended Dilution:

WB: 1:500-1:5000

Immunohistochemistry of paraffin-embedded human testis tissue slide using Catalog

# FAM8A1 antibody



Catalog Number: 110603

---

No:110603(FAM8A1 Antibody) at dilution of 1:50 (under 40x lens)