

FAM78A antibody

Catalog Number: 110601

Product name

FAM78A antibody

WB: 1:200-1:2000

IHC: 1:20-1:200

Specificity


Human, Mouse, Rat; other species not tested.

IF: 1:20-1:200

Antibody description

FAM78A Rabbit Polyclonal antibody. Positive IHC detected in human tonsillitis tissue, human colon cancer tissue. Positive IF detected in HepG2 cells. Positive WB detected in mouse liver tissue, HepG2 cells, human liver tissue, mouse spleen tissue. Observed molecular weight by Western-blot: 32-35 kDa

Validations



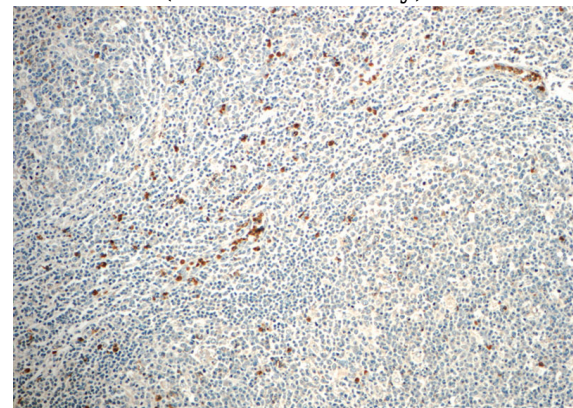
Preparation

This antibody was obtained by immunization of FAM78A recombinant protein (Accession Number: BC049388). Purification method: Antigen affinity purified.

mouse liver tissue were subjected to SDS PAGE followed by western blot with Catalog No:110601(FAM78A antibody) at dilution of 1:500

Formulation

PBS with 0.1% sodium azide and 50% glycerol pH 7.3.



Storage

Store at -20°C. DO NOT ALIQUOT

Clonality

Polyclonal

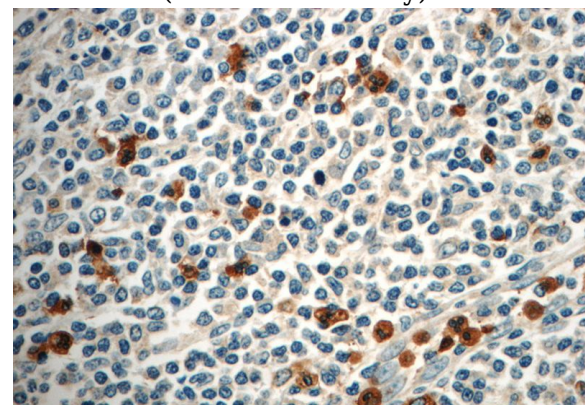
Immunohistochemistry of paraffin-embedded human tonsillitis slide using Catalog No:110601(FAM78A Antibody) at dilution of 1:50

Ig Type

Rabbit IgG

Applications

ELISA, WB, IHC, IF



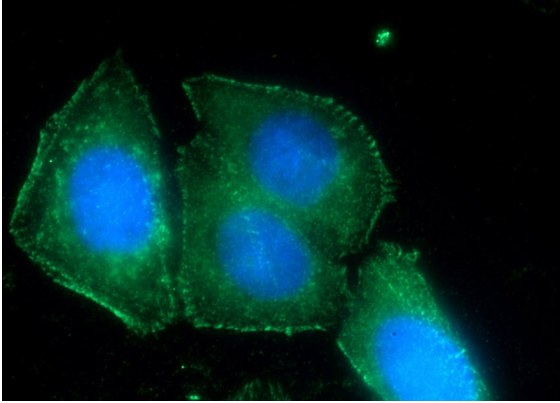
Dilutions

Recommended Dilution:

FAM78A antibody

Catalog Number: 110601

Immunohistochemistry of paraffin-embedded human tonsillitis slide using Catalog No:110601(FAM78A Antibody) at dilution of 1:50



Immunofluorescent analysis of HepG2 cells using Catalog No:110601(FAM78A Antibody) at dilution of 1:50 and Alexa Fluor 488-conjugated AffiniPure Goat Anti-Rabbit IgG(H+L)