

# FAM3C antibody



Catalog Number: 110586

## Product name

FAM3C antibody

## Specificity

human, mouse, rat; other species not tested.

## Antibody description

FAM3C Rabbit Polyclonal antibody. Positive IHC detected in human pancreas. Positive WB detected in human brain tissue, HEK-293 cells, human heart tissue. Observed molecular weight by Western-blot: 25kd

## Preparation

This antibody was obtained by immunization of FAM3C recombinant protein (Accession Number: XM\_047419774). Purification method: Antigen affinity purified.

## Formulation

PBS with 0.02% sodium azide and 50% glycerol pH 7.3.

## Storage

Store at -20°C. DO NOT ALIQUOT

## Clonality

Polyclonal

## Ig Type

Rabbit IgG

## Applications

ELISA, WB, IHC


## Dilutions

Recommended Dilution:

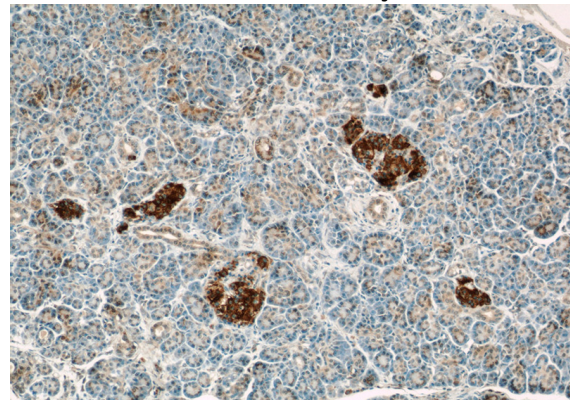
WB: 1:200-1:2000

IHC: 1:20-1:200

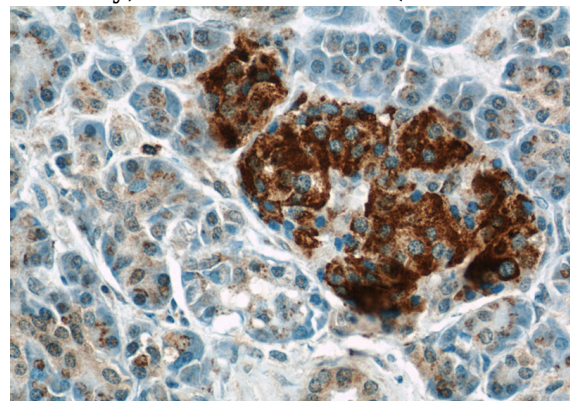
## Validations



human brain tissue were subjected to SDS PAGE followed by western blot with Catalog No:110586(FAM3C antibody) at dilution of 1:500



Immunohistochemical of paraffin-embedded human pancreas using Catalog No:110586(FAM3C antibody) at dilution of 1:50 (under 10x lens)



Immunohistochemical of paraffin-embedded human pancreas using Catalog No:110586(FAM3C antibody) at dilution of 1:50 (under 40x lens)