

# FAM185A antibody

Catalog Number: 110580

## Product name

FAM185A antibody

IHC: 1:20-1:200


## Specificity

Human; other species not tested.

## Validations

## Antibody description

FAM185A Rabbit Polyclonal antibody. Positive WB detected in HeLa cells, HEK-293 cells, MCF7 cells. Positive IHC detected in human hepat°Cirrhosis tissue, human spleen tissue. Observed molecular weight by Western-blot: 30 kDa,42 kDa



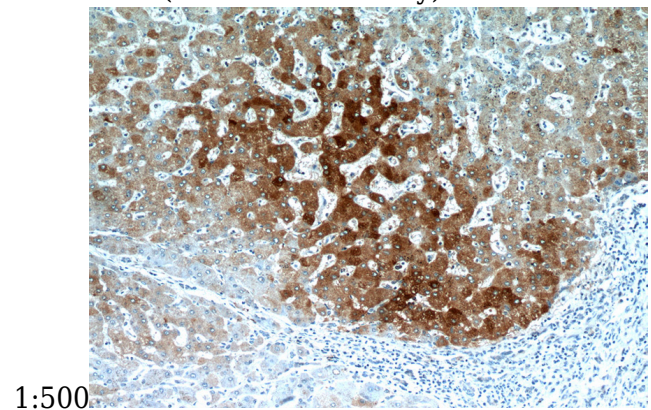
## Preparation

This antibody was obtained by immunization of FAM185A recombinant protein (Accession Number: NM\_147194). Purification method: Antigen affinity purified.

HeLa cells were subjected to SDS PAGE followed by western blot with Catalog No:110580(FAM185A antibody) at dilution of

## Formulation

PBS with 0.02% sodium azide and 50% glycerol pH 7.3.



## Storage

Store at -20°C. DO NOT ALIQUOT

## Clonality

Polyclonal

Immunohistochemical of paraffin-embedded human hepatocirrhosis using Catalog No:110580(FAM185A antibody) at dilution of 1:50 (under 10x lens)

## Ig Type

Rabbit IgG

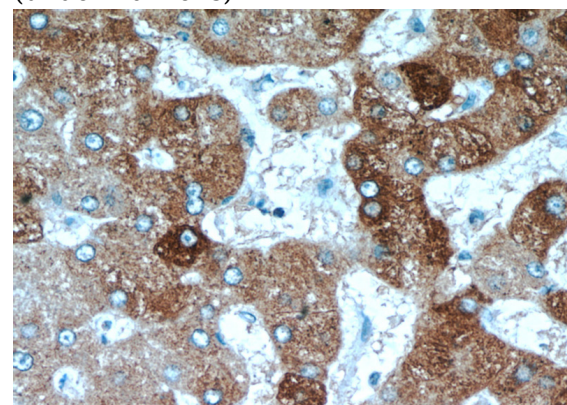
## Applications

ELISA, WB, IHC

## Dilutions

Recommended Dilution:

WB: 1:500-1:5000



Immunohistochemical of paraffin-embedded human hepatocirrhosis using Catalog

# FAM185A antibody



Catalog Number: 110580

---

No:110580(FAM185A antibody) at dilution of 1:50 (under 40x lens)