

# FAM175A antibody

Catalog Number: 110579

## Product name

FAM175A antibody

IHC: 1:20-1:200

IF: 1:20-1:200

## Specificity

Human, Mouse, Rat; other species not tested.

## Antibody description

FAM175A Rabbit Polyclonal antibody. Positive IHC detected in human breast cancer tissue. Positive IF detected in MCF-7 cells. Positive WB detected in human testis tissue, MCF7 cells, Raji cells. Observed molecular weight by Western-blot: 46 kDa

## Preparation

This antibody was obtained by immunization of FAM175A recombinant protein (Accession Number: NM\_001345962). Purification method: Antigen affinity purified.

## Formulation

PBS with 0.02% sodium azide and 50% glycerol pH 7.3.

## Storage

Store at -20°C. DO NOT ALIQUOT

## Clonality

Polyclonal

## Ig Type

Rabbit IgG

## Applications


ELISA, WB, IHC, IF

## Dilutions

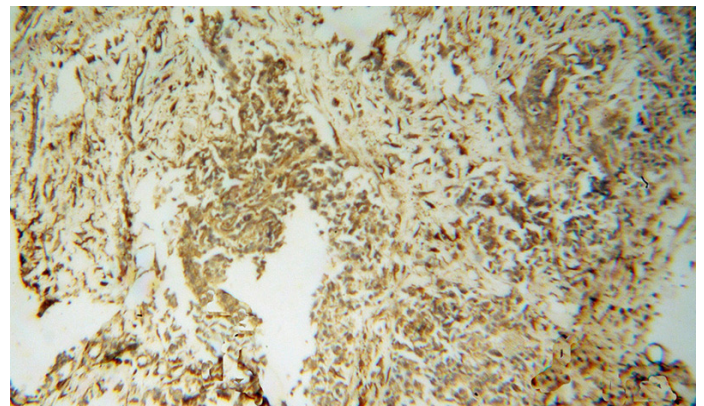
Recommended Dilution:

WB: 1:500-1:5000

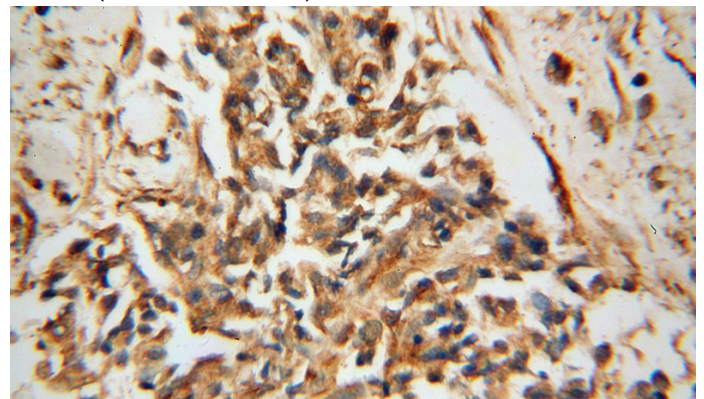
## Validations



human testis tissue were subjected to SDS PAGE followed by western blot with Catalog No:110579(FAM175A antibody) at dilution of 1:500



Immunohistochemical of paraffin-embedded human breast cancer using Catalog No:110579(FAM175A antibody) at dilution of 1:100 (under 10x lens)

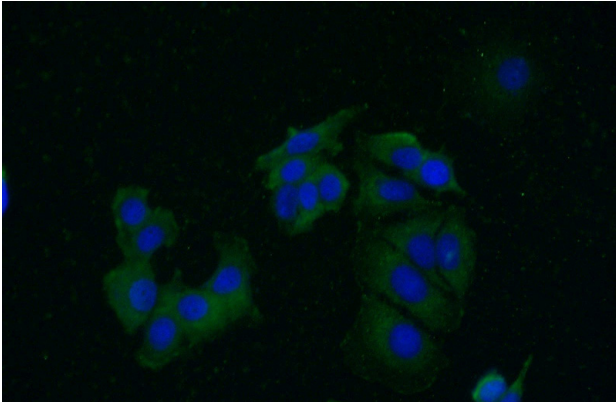


# FAM175A antibody

Catalog Number: 110579

---

Immunohistochemical of paraffin-embedded human breast cancer using Catalog No:110579(FAM175A antibody) at dilution of 1:100 (under 40x lens)



Immunofluorescent analysis of (-20oc Ethanol) fixed MCF-7 cells using Catalog No:110579(FAM175A Antibody) at dilution of 1:50 and Alexa Fluor 488-conjugated AffiniPure Goat Anti-Rabbit IgG(H+L)