

# FBXO41 antibody

Catalog Number: 110554

## Product name

FBXO41 antibody

IP: 1:500-1:5000

IHC: 1:20-1:200

## Specificity

Human, Mouse, Rat; other species not tested.

## Antibody description

FBXO41 Rabbit Polyclonal antibody. Positive IHC detected in human heart tissue, human brain tissue. Positive WB detected in mouse brain tissue, rat brain tissue. Positive IP detected in mouse brain tissue. Observed molecular weight by Western-blot: 100 kDa

## Preparation

This antibody was obtained by immunization of FBXO41 recombinant protein (Accession Number: BC112202). Purification method: Antigen affinity purified.

## Formulation

PBS with 0.1% sodium azide and 50% glycerol pH 7.3.

## Storage

Store at -20°C. DO NOT ALIQUOT

## Clonality

Polyclonal

## Ig Type

Rabbit IgG

## Applications

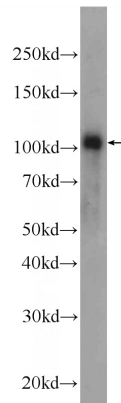
ELISA, WB, IP, IHC

## Dilutions

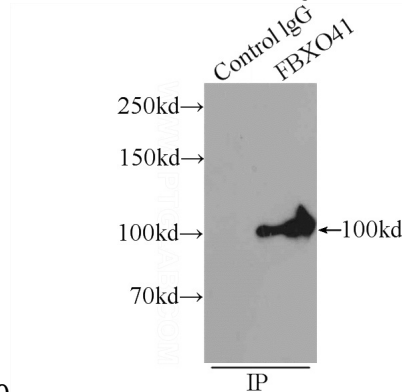
Recommended Dilution:

WB: 1:500-1:5000

## Validations

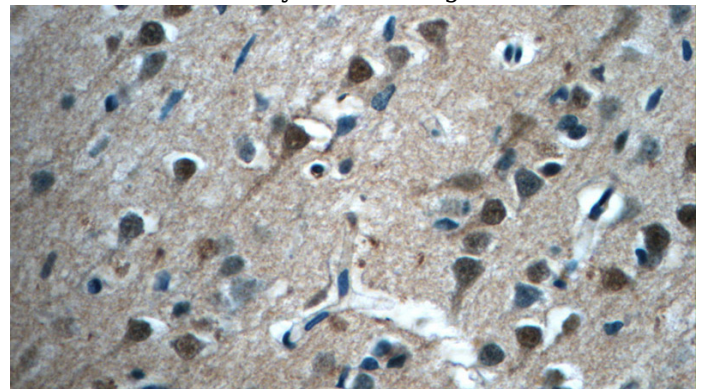


mouse brain tissue were subjected to SDS PAGE followed by western blot with Catalog No:110554(FBXO41 Antibody) at dilution of



1:1500

IP Result of anti-FBXO41 (IP:Catalog No:110554, 4ug; Detection:Catalog No:110554 1:1000) with mouse brain tissue lysate 6000ug.



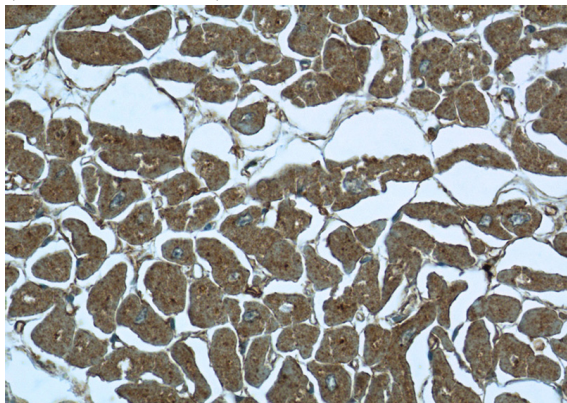
Immunohistochemistry of paraffin-embedded human brain tissue slide using Catalog

# FBXO41 antibody

Catalog Number: 110554

---

No:110554(FBXO41 Antibody) at dilution of 1:50  
(under 40x lens)



Immunohistochemistry of paraffin-embedded  
human heart tissue slide using Catalog  
No:110554(FBXO41 Antibody) at dilution of 1:50  
(under 40x lens)