

FANCC antibody



Catalog Number: 110516

Product name

FANCC antibody

Specificity

human; other species not tested.

Antibody description

FANCC Rabbit Polyclonal antibody. Positive WB detected in HepG2 cells, Jurkat cells, K-562 cells. Positive IHC detected in human brain. Observed molecular weight by Western-blot: 50kd

Preparation

This antibody was obtained by immunization of FANCC recombinant protein (Accession Number: XM_047422948). Purification method: Antigen affinity purified.

Formulation

PBS with 0.02% sodium azide and 50% glycerol pH 7.3.

Storage

Store at -20°C. DO NOT ALIQUOT

Clonality

Polyclonal

Ig Type

Rabbit IgG

Applications

ELISA, WB, IHC

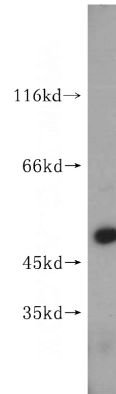
Dilutions

Recommended Dilution:

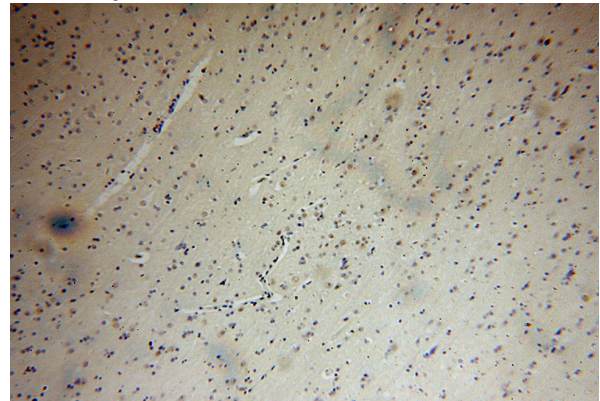
WB: 1:200-1:2000

IHC: 1:20-1:200

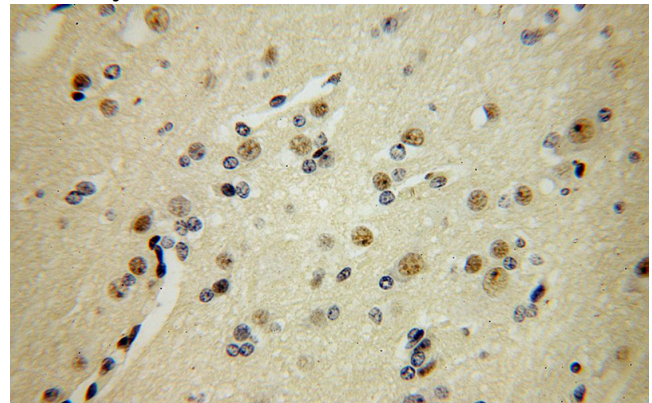
Validations



HepG2 cells were subjected to SDS PAGE followed by western blot with Catalog No:110516(FANCC antibody) at dilution of 1:200



Immunohistochemical of paraffin-embedded human brain using Catalog No:110516(FANCC antibody) at dilution of 1:100 (under 10x lens)



Immunohistochemical of paraffin-embedded human brain using Catalog No:110516(FANCC antibody) at dilution of 1:100 (under 40x lens)