

# FAM117B antibody



Catalog Number: 110462

## Product name

FAM117B antibody

Recommended Dilution:

WB: 1:500-1:5000

## Immunogen

[Human FAM117B Recombinant protein \(GST tag\)](#)

IP: 1:200-1:2000

IHC: 1:20-1:200

## Specificity

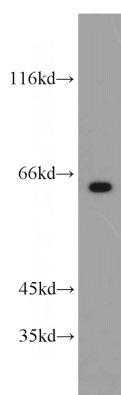
Human; other species not tested.

IF: 1:10-1:100

## Antibody description

FAM117B Rabbit Polyclonal antibody. Positive WB detected in HeLa cells, HEK-293 cells. Positive IP detected in HEK-293 cells. Positive IF detected in HepG2 cells. Positive IHC detected in human breast cancer tissue. Observed molecular weight by Western-blot: 66 kDa

## Validations



## Preparation

This antibody was obtained by immunization of FAM117B recombinant protein (Accession Number: BC106906). Purification method: Antigen affinity purified.

HeLa cells were subjected to SDS PAGE followed by western blot with Catalog No:110462(FAM117B antibody) at dilution of

## Formulation

PBS with 0.1% sodium azide and 50% glycerol pH 7.3.

## Storage

Store at -20°C. DO NOT ALIQUOT

## Clonality

Polyclonal

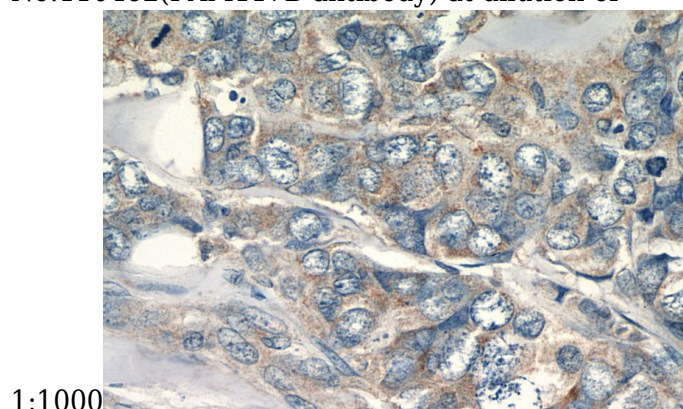
## Ig Type

Rabbit IgG

## Applications

ELISA, IHC, IF, WB, IP

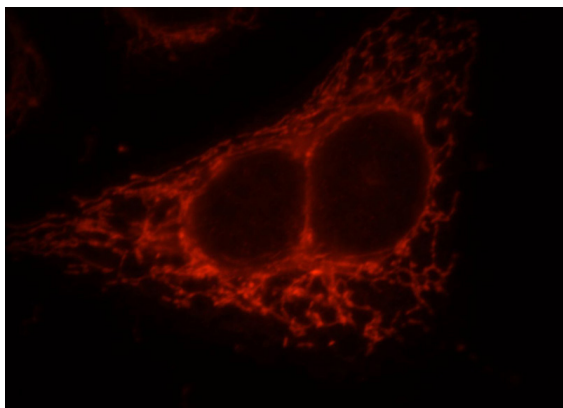
## Dilutions



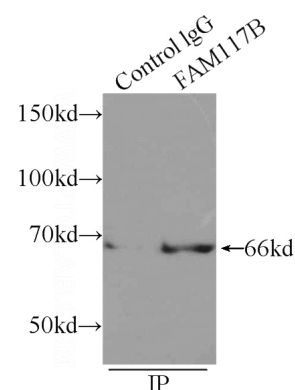
# FAM117B antibody



Catalog Number: 110462



Immunofluorescent analysis of HepG2 cells, using FAM117B antibody Catalog No:110462 at 1:25 dilution and Rhodamine-labeled goat anti-rabbit



IgG (red).

IP Result of anti-FAM117B (IP:Catalog No:110462, 4ug; Detection:Catalog No:110462 1:500) with HEK-293 cells lysate 920ug.