

FAM114A1 antibody



Catalog Number: 110460

Product name

FAM114A1 antibody

IHC: 1:20-1:200

IF: 1:10-1:100

Specificity

Human, Mouse, Rat; other species not tested.

Antibody description

FAM114A1 Rabbit Polyclonal antibody. Positive WB detected in Neuro-2a cells. Positive IHC detected in mouse brain tissue. Positive IF detected in HepG2 cells. Observed molecular weight by Western-blot: 80 kDa

Preparation

This antibody was obtained by immunization of FAM114A1 recombinant protein (Accession Number: NM_001375792). Purification method: Antigen affinity purified.

Formulation

PBS with 0.1% sodium azide and 50% glycerol pH 7.3.

Storage

Store at -20°C. DO NOT ALIQUOT

Clonality

Polyclonal

Ig Type

Rabbit IgG

Applications

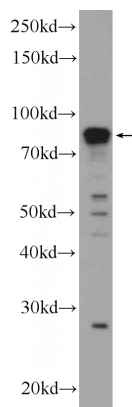
ELISA, WB, IF, IHC

Dilutions

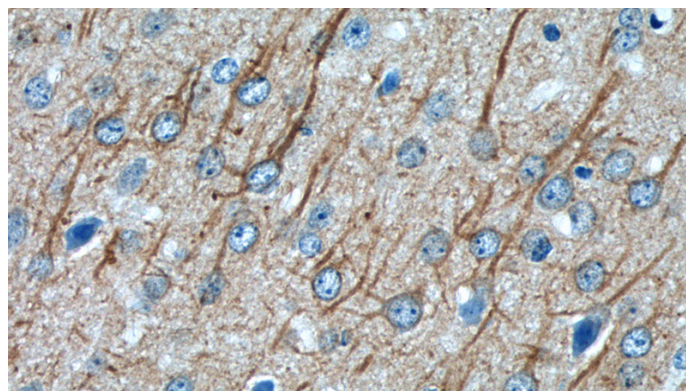
Recommended Dilution:

WB: 1:200-1:1000

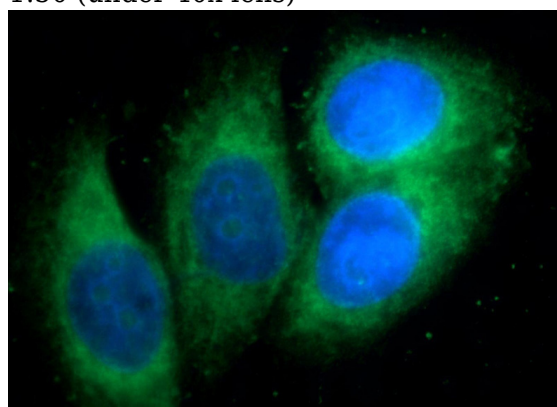
Validations



Neuro-2a cells were subjected to SDS PAGE followed by western blot with Catalog No:110460(FAM114A1 Antibody) at dilution of 1:300



Immunohistochemistry of paraffin-embedded mouse brain tissue slide using Catalog No:110460(FAM114A1 Antibody) at dilution of 1:50 (under 40x lens)



FAM114A1 antibody



Catalog Number: 110460

Immunofluorescent analysis of HepG2 cells using
Catalog No:110460(FAM114A1 Antibody) at

dilution of 1:25 and Alexa Fluor 488-conjugated
AffiniPure Goat Anti-Rabbit IgG(H+L)