

# FAM107A antibody



Catalog Number: 110458

## Product name

FAM107A antibody

IF: 1:10-1:100

## Specificity

Human, Mouse; other species not tested.

## Antibody description

FAM107A Rabbit Polyclonal antibody. Positive WB detected in Transfected HEK-293 cells. Positive IHC detected in human lung cancer tissue. Positive IF detected in MCF-7 cells.

## Preparation

This antibody was obtained by immunization of FAM107A recombinant protein (Accession Number: NM\_001076778). Purification method: Antigen affinity purified.

## Formulation

PBS with 0.1% sodium azide and 50% glycerol pH 7.3.

## Storage

Store at -20°C. DO NOT ALIQUOT

## Clonality

Polyclonal

## Ig Type

Rabbit IgG

## Applications

ELISA, IHC, IF, WB

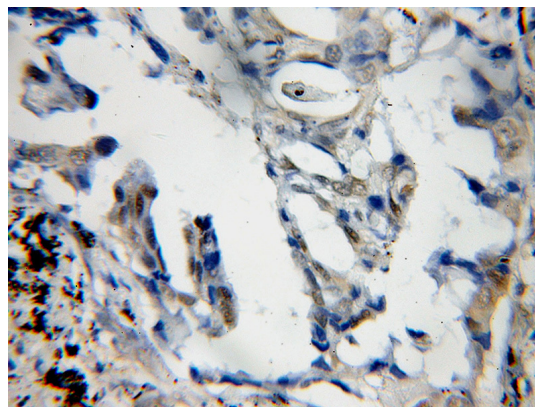
## Dilutions

Recommended Dilution:

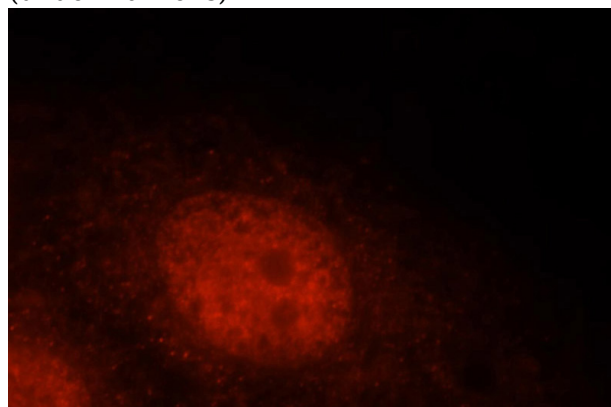
WB: 1:500-1:5000

IHC: 1:20-1:200

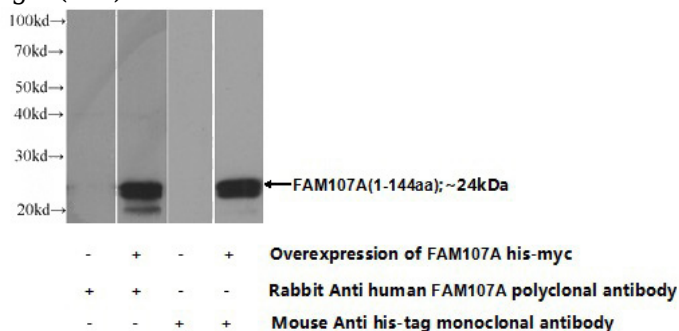
## Validations



Immunohistochemical of paraffin-embedded human lung cancer using Catalog No:110458(FAM107A antibody) at dilution of 1:50 (under 10x lens)



Immunofluorescent analysis of MCF-7 cells, using FAM107A antibody Catalog No:110458 at 1:25 dilution and Rhodamine-labeled goat anti-rabbit IgG (red).



Transfected HEK-293 cells were subjected to SDS PAGE followed by western blot with Catalog No:110458(FAM107A Antibody) at dilution of

# FAM107A antibody



Catalog Number: 110458

---

1:1000