

FAM101A antibody



Catalog Number: 110456

Product name

FAM101A antibody

Specificity

human, mouse, rat; other species not tested.

Antibody description

FAM101A Rabbit Polyclonal antibody. Positive WB detected in HepG2 cells, human skeletal muscle tissue, mouse spleen tissue. Positive IHC detected in human stomach. Observed molecular weight by Western-blot: 26kd

Preparation

This antibody was obtained by immunization of FAM101A recombinant protein (Accession Number: NM_181709). Purification method: Antigen affinity purified.

Formulation

PBS with 0.02% sodium azide and 50% glycerol pH 7.3.

Storage

Store at -20°C. DO NOT ALIQUOT

Clonality

Polyclonal

Ig Type

Rabbit IgG

Applications

ELISA, WB, IHC


Dilutions

Recommended Dilution:

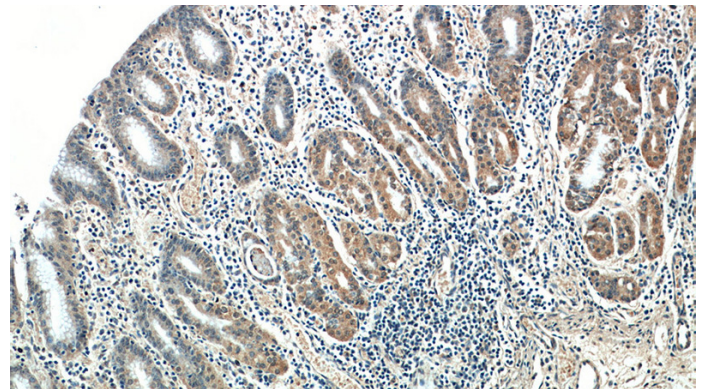
WB: 1:500-1:5000

IHC: 1:20-1:200

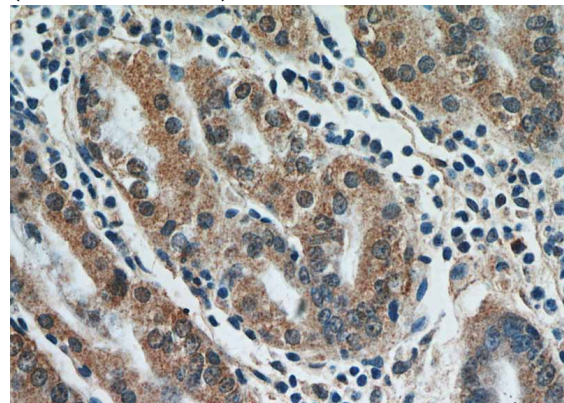
Validations



HepG2 cells were subjected to SDS PAGE followed by western blot with Catalog No:110456(FAM101A antibody) at dilution of 1:500



Immunohistochemical of paraffin-embedded human stomach using Catalog No:110456(FAM101A antibody) at dilution of 1:50 (under 10x lens)



Immunohistochemical of paraffin-embedded human stomach using Catalog

FAM101A antibody



Catalog Number: 110456

No:110456(FAM101A antibody) at dilution of 1:50 (under 40x lens)