

FADS1 antibody



Catalog Number: 110449

Product name

FADS1 antibody

Specificity

Human, Mouse; other species not tested.

Antibody description

FADS1 Rabbit Polyclonal antibody. Positive IHC detected in human colon cancer tissue. Positive WB detected in mouse brain tissue. Observed molecular weight by Western-blot: 52 kDa

Preparation

This antibody was obtained by immunization of FADS1 recombinant protein (Accession Number: BC007846). Purification method: Antigen affinity purified.

Formulation

PBS with 0.1% sodium azide and 50% glycerol pH 7.3.

Storage

Store at -20°C. DO NOT ALIQUOT

Clonality

Polyclonal

Ig Type

Rabbit IgG

Applications

ELISA, WB, IHC


Dilutions

Recommended Dilution:

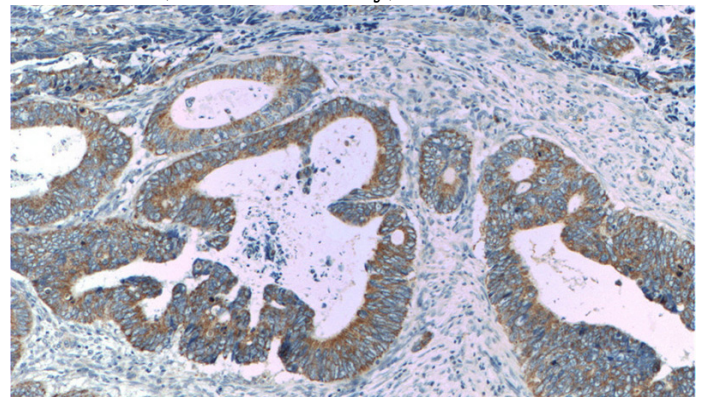
WB: 1:200-1:2000

IHC: 1:20-1:200

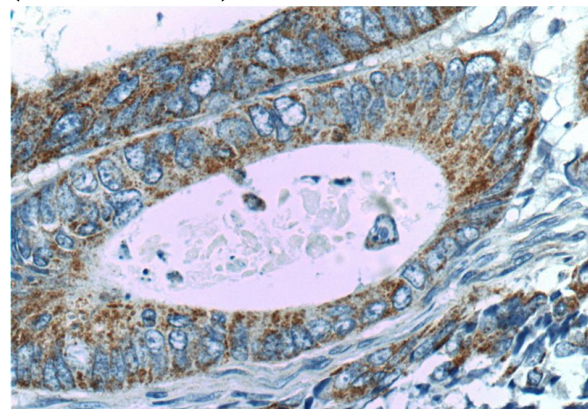
Validations



mouse brain tissue were subjected to SDS PAGE followed by western blot with Catalog No:110449(FADS1 antibody) at dilution of 1:1000



Immunohistochemistry of paraffin-embedded human colon cancer tissue slide using Catalog No:110449(FADS1 Antibody) at dilution of 1:200 (under 10x lens)



Immunohistochemistry of paraffin-embedded human colon cancer tissue slide using Catalog No:110449(FADS1 Antibody) at dilution of 1:200 (under 40x lens)