

FABP7-Specific antibody

Catalog Number: 110444

Product name

FABP7-Specific antibody

Specificity

Human; other species not tested.

Antibody description

FABP7-Specific Rabbit Polyclonal antibody. Positive IHC detected in human breast cancer tissue. Positive WB detected in human brain tissue, U-251 cells. Observed molecular weight by Western-blot: 14-15 kDa

Preparation

This antibody was obtained by immunization of Peptide (Accession Number: NM_001446). Purification method: Antigen affinity purified.

Formulation

PBS with 0.02% sodium azide and 50% glycerol pH 7.3.

Storage

Store at -20°C. DO NOT ALIQUOT

Clonality

Polyclonal

Ig Type

Rabbit IgG

Applications

ELISA, WB, IHC


Dilutions

Recommended Dilution:

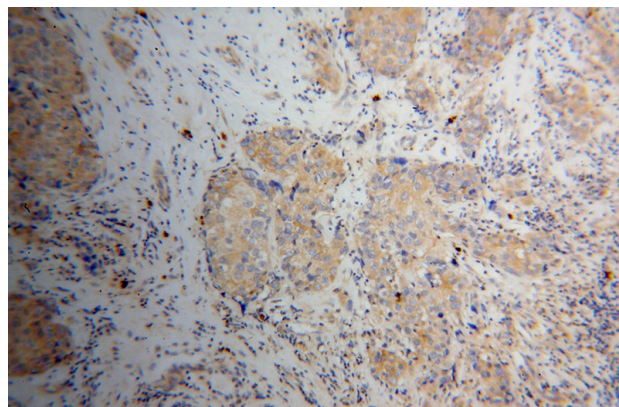
WB: 1:1000-1:10000

IHC: 1:20-1:200

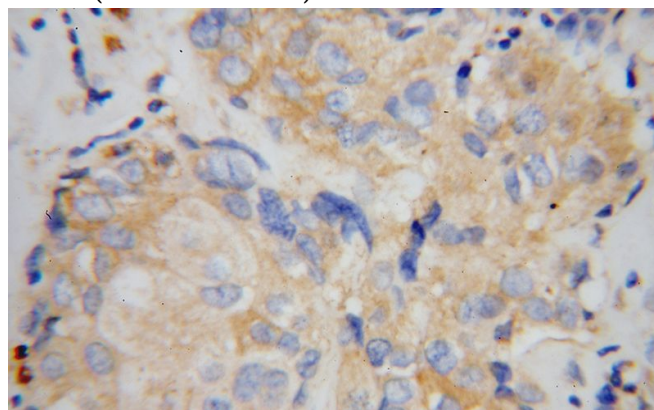
Validations



human brain tissue were subjected to SDS PAGE followed by western blot with Catalog No:110444(FABP7-Specific antibody) at dilution of 1:500



Immunohistochemical of paraffin-embedded human breast cancer using Catalog No:110444(FABP7-Specific antibody) at dilution of 1:100 (under 10x lens)



Immunohistochemical of paraffin-embedded human breast cancer using Catalog No:110444(FABP7-Specific antibody) at dilution of

FABP7-Specific antibody



Catalog Number: 110444

1:100 (under 40x lens)