

FABP7 antibody

Catalog Number: 110443

Product name

FABP7 antibody

Specificity

Human; other species not tested.

Antibody description

FABP7 Rabbit Polyclonal antibody. Positive IHC detected in human gliomas tissue, human brain tissue, human breast cancer tissue. Positive WB detected in human brain tissue. Observed molecular weight by Western-blot: 15 kDa

Preparation

This antibody was obtained by immunization of Peptide (Accession Number: NM_001446). Purification method: Antigen affinity purified.

Formulation

PBS with 0.1% sodium azide and 50% glycerol pH 7.3.

Storage

Store at -20°C. DO NOT ALIQUOT

Clonality

Polyclonal

Ig Type

Rabbit IgG

Applications

ELISA, WB, IHC


Dilutions

Recommended Dilution:

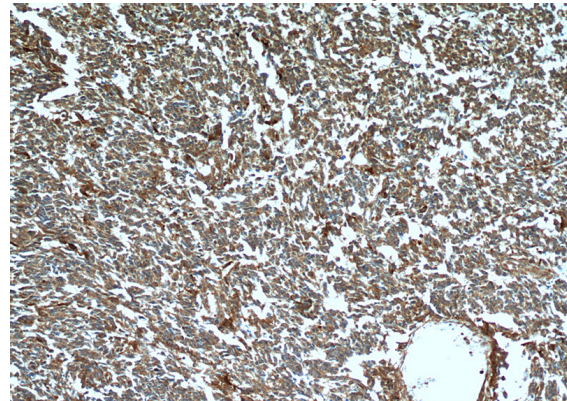
WB: 1:500-1:5000

IHC: 1:20-1:200

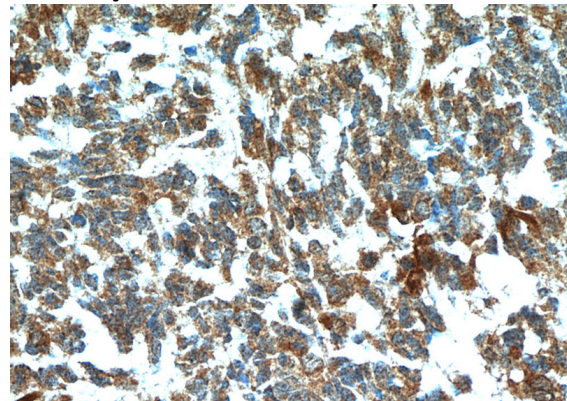
Validations



human brain tissue were subjected to SDS PAGE followed by western blot with Catalog No:110443(FABP7 antibody) at dilution of 1:500



Immunohistochemical of paraffin-embedded human gliomas using Catalog No:110443(FABP7 antibody) at dilution of 1:50 (under 10x lens)



Immunohistochemical of paraffin-embedded human gliomas using Catalog No:110443(FABP7 antibody) at dilution of 1:50 (under 40x lens)