

# EEF2K antibody

Catalog Number: 110317

## Product name

EEF2K antibody

IP: 1:200-1:2000

IF: 1:20-1:200

## Specificity

Human, Mouse, Rat; other species not tested.

## Antibody description

EEF2K Rabbit Polyclonal antibody. Positive IP detected in PC-3 cells. Positive WB detected in PC-3 cells. Positive IF detected in PC-3 cells. Observed molecular weight by Western-blot: 100 kDa

## Preparation

This antibody was obtained by immunization of EEF2K recombinant protein (Accession Number: XM\_005276497). Purification method: Antigen affinity purified.

## Formulation

PBS with 0.02% sodium azide and 50% glycerol pH 7.3.

## Storage

Store at -20°C. DO NOT ALIQUOT

## Clonality

Polyclonal

## Ig Type

Rabbit IgG

## Applications

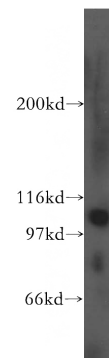
ELISA, WB, IP, IF

## Dilutions

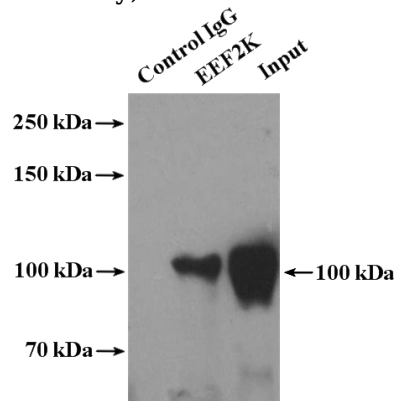
Recommended Dilution:

WB: 1:500-1:5000

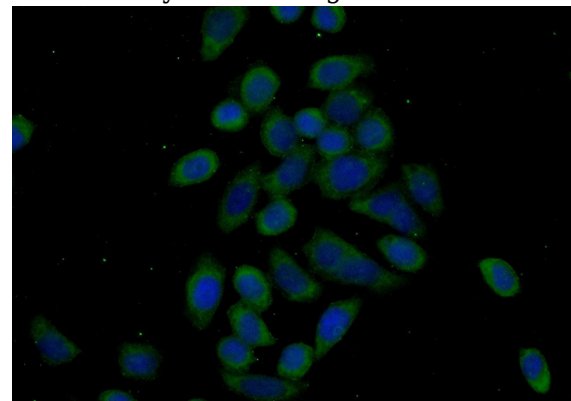
## Validations



PC-3 cells were subjected to SDS PAGE followed by western blot with Catalog No:110317(EEF2K antibody) at dilution of 1:400



IP Result of anti-EEF2K (IP:Catalog No:110317, 4ug; Detection:Catalog No:110317 1:500) with PC-3 cells lysate 3200ug.



Immunofluorescent analysis of (-20oc Ethanol) fixed PC-3 cells using Catalog No:110317(EEF2K

# EEF2K antibody



Catalog Number: 110317

---

Antibody) at dilution of 1:50 and Alexa Fluor 488- conjugated AffiniPure Goat Anti-Rabbit IgG(H+L)