

EDNRB antibody

Catalog Number: 110306

Product name

EDNRB antibody

Specificity

Human, Mouse; other species not tested.

Antibody description

EDNRB Rabbit Polyclonal antibody. Positive IHC detected in human placenta tissue. Positive FC detected in Raji cells. Positive WB detected in mouse placenta tissue. Observed molecular weight by Western-blot: 53 kDa

Preparation

This antibody was obtained by immunization of Peptide (Accession Number: NM_000115). Purification method: Antigen affinity purified.

Formulation

PBS with 0.02% sodium azide and 50% glycerol pH 7.3.

Storage

Store at -20°C. DO NOT ALIQUOT

Clonality

Polyclonal

Ig Type

Rabbit IgG

Applications

ELISA, WB, IHC, FC


Dilutions

Recommended Dilution:

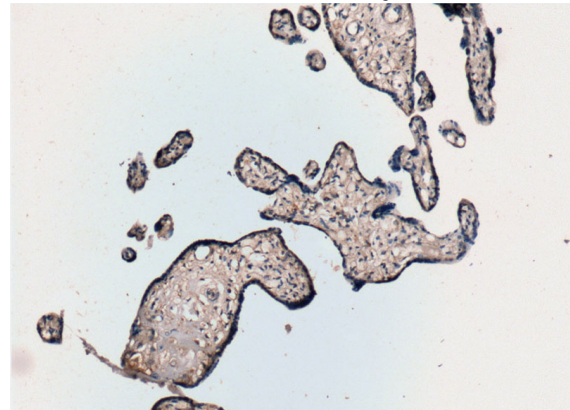
WB: 1:200-1:2000

IHC: 1:20-1:200

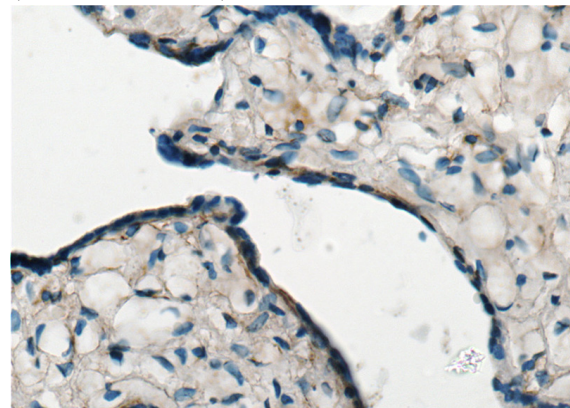
Validations



mouse placenta tissue were subjected to SDS PAGE followed by western blot with Catalog No:110306(EDNRB antibody) at dilution of 1:500



Immunohistochemistry of paraffin-embedded human placenta tissue slide using Catalog No:110306(EDNRB Antibody) at dilution of 1:50 (under 10x lens)

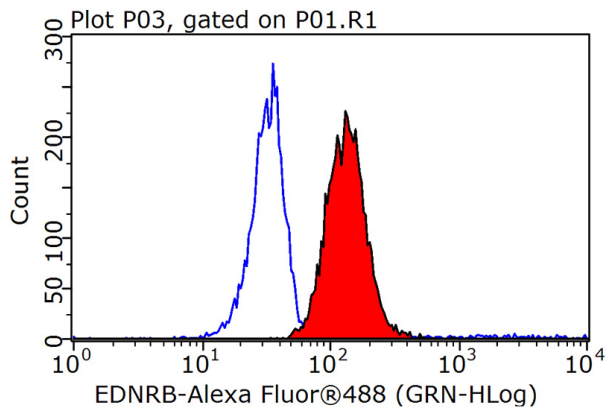


Immunohistochemistry of paraffin-embedded human placenta tissue slide using Catalog No:110306(EDNRB Antibody) at dilution of 1:50 (under 40x lens)

EDNRB antibody



Catalog Number: 110306



1X10⁶ Raji cells were stained with 0.2ug EDNRB antibody (Catalog No:110306, red) and control antibody (blue). Fixed with 90% MeOH blocked with 3% BSA (30 min). Alexa Fluor 488-conjugated AffiniPure Goat Anti-Rabbit IgG(H+L) with dilution 1:1000.