

EIF4G3 antibody

Catalog Number: 110264

Product name

EIF4G3 antibody

IP: 1:200-1:2000

IHC: 1:10-1:100

Specificity

Human, Mouse, Rat; other species not tested.

Antibody description

EIF4G3 Rabbit Polyclonal antibody. Positive IHC detected in human gliomas tissue. Positive WB detected in HEK-293 cells. Positive IP detected in HeLa cells. Observed molecular weight by Western-blot: 70,250 kDa

Preparation

This antibody was obtained by immunization of EIF4G3 recombinant protein (Accession Number: NM_001198803). Purification method: Antigen affinity purified.

Formulation

PBS with 0.1% sodium azide and 50% glycerol pH 7.3.

Storage

Store at -20°C. DO NOT ALIQUOT

Clonality

Polyclonal

Ig Type

Rabbit IgG

Applications

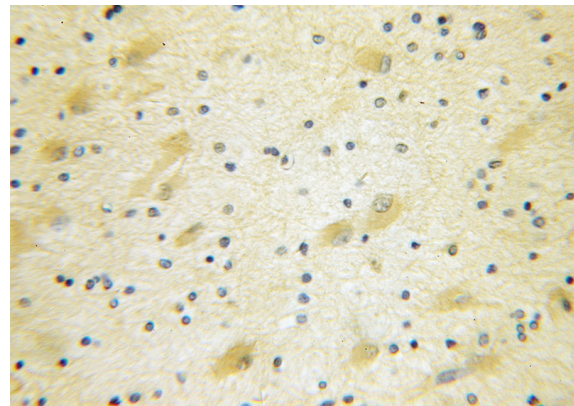
ELISA, IHC, WB, IP

Dilutions

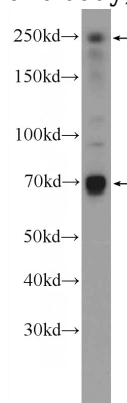
Recommended Dilution:

WB: 1:200-1:2000

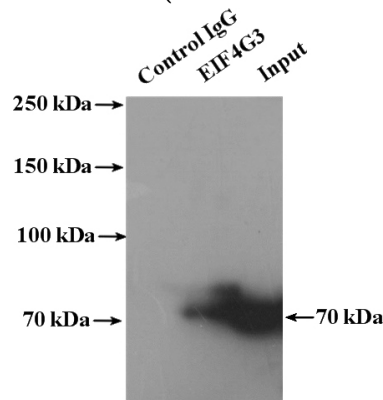
Validations



Immunohistochemical of paraffin-embedded human gliomas using Catalog No:110264(EIF4G3 antibody) at dilution of 1:10 (under 10x lens)



HEK-293 cells were subjected to SDS PAGE followed by western blot with Catalog No:110264(EIF4G3 Antibody) at dilution of 1:600



IP Result of anti-EIF4G3 (IP:Catalog No:110264, 4ug; Detection:Catalog No:110264 1:500) with

EIF4G3 antibody



Catalog Number: 110264

HeLa cells lysate 4000ug.