

Endostatin antibody



Catalog Number: 110249

Product name

Endostatin antibody

Specificity

Human; other species not tested.

Antibody description

Endostatin Rabbit Polyclonal antibody. Positive IHC detected in human liver tissue. Positive WB detected in human liver tissue, human kidney tissue. Observed molecular weight by Western-blot: 19 kDa, 27 kDa

Preparation

This antibody was obtained by immunization of Peptide (Accession Number: NM_130445). Purification method: Antigen affinity purified.

Formulation

PBS with 0.02% sodium azide and 50% glycerol pH 7.3.

Storage

Store at -20°C. DO NOT ALIQUOT

Clonality

Polyclonal

Ig Type

Rabbit IgG

Applications

ELISA, WB, IHC


Dilutions

Recommended Dilution:

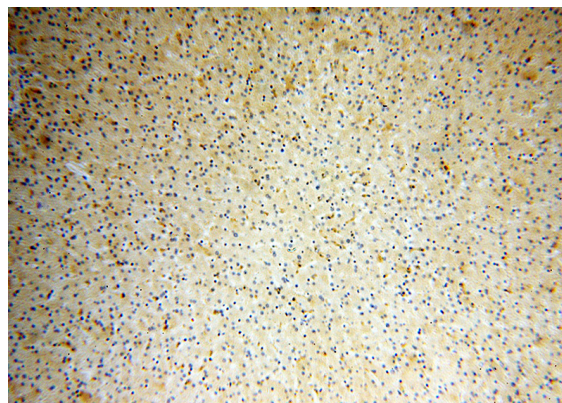
WB: 1:200-1:1000

IHC: 1:20-1:200

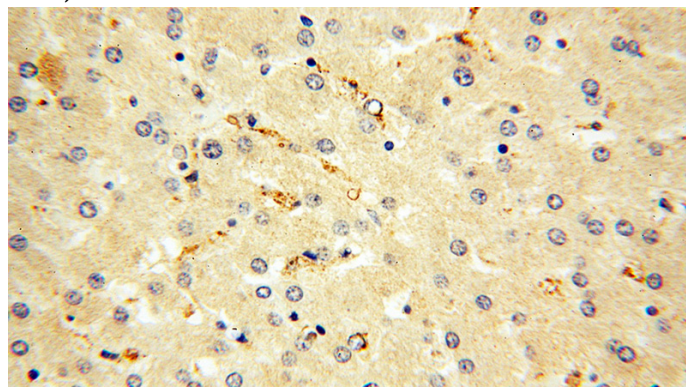
Validations



human liver tissue were subjected to SDS PAGE followed by western blot with Catalog No:110249(Endostatin, COL18A1 antibody) at dilution of 1:300



Immunohistochemical of paraffin-embedded human liver using Catalog No:110249(Endostatin, COL18A1 antibody) at dilution of 1:50 (under 10x lens)



Immunohistochemical of paraffin-embedded human liver using Catalog No:110249(Endostatin, COL18A1 antibody) at dilution of 1:50 (under 40x lens)