

# DZIP1 antibody

Catalog Number: 110151

## Product name

DZIP1 antibody

IP: 1:200-1:1000

IF: 1:20-1:200

## Specificity

Human, Mouse; other species not tested.

## Antibody description

DZIP1 Rabbit Polyclonal antibody. Positive IF detected in PC-3 cells. Positive IP detected in HEK-293 cells. Positive WB detected in HEK-293 cells, human brain tissue, human testis tissue, mouse skeletal muscle tissue, PC-3 cells. Observed molecular weight by Western-blot: 100-113 kDa

## Preparation

This antibody was obtained by immunization of DZIP1 recombinant protein (Accession Number: NM\_198968). Purification method: Antigen affinity purified.

## Formulation

PBS with 0.02% sodium azide and 50% glycerol pH 7.3.

## Storage

Store at -20°C. DO NOT ALIQUOT

## Clonality

Polyclonal

## Ig Type

Rabbit IgG

## Applications


ELISA, WB, IP, IF

## Dilutions

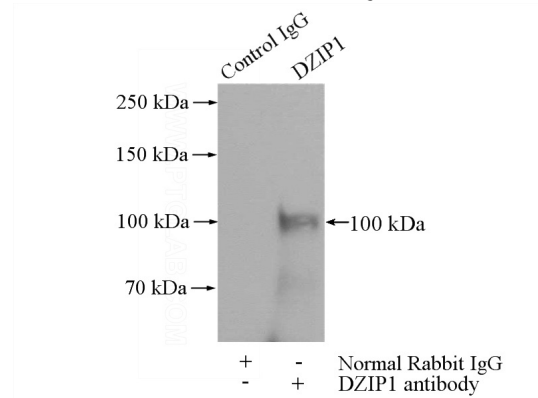
Recommended Dilution:

WB: 1:500-1:5000

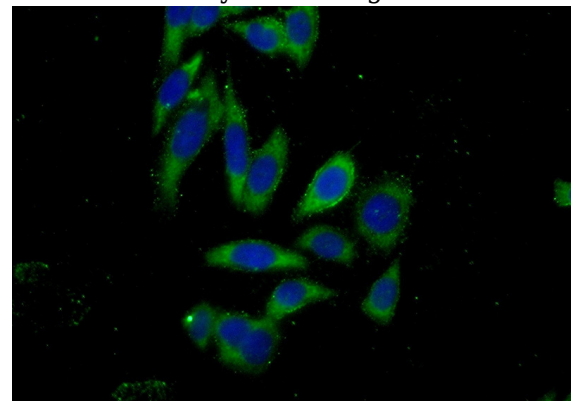
## Validations



HEK-293 cells were subjected to SDS PAGE followed by western blot with Catalog No:110151(DZIP1 antibody) at dilution of 1:300



IP Result of anti-DZIP1 (IP:Catalog No:110151, 4ug; Detection:Catalog No:110151 1:300) with HEK-293 cells lysate 880ug.



Immunofluorescent analysis of (-20oc Ethanol) fixed PC-3 cells using Catalog No:110151(DZIP1

# DZIP1 antibody



Catalog Number: 110151

---

Antibody) at dilution of 1:50 and Alexa Fluor 488- conjugated AffiniPure Goat Anti-Rabbit IgG(H+L)