

# DOK4 antibody



Catalog Number: 110052

## Product name

DOK4 antibody

## Immunogen

## Specificity

Human, Mouse, Rat; other species not tested.

## Antibody description

DOK4 Rabbit Polyclonal antibody. Positive IHC detected in human prostate cancer tissue. Positive WB detected in Transfected HEK-293 cells.

## Preparation

This antibody was obtained by immunization of DOK4 recombinant protein (Accession Number: XM\_047434361). Purification method: Antigen affinity purified.

## Formulation

PBS with 0.1% sodium azide and 50% glycerol pH 7.3.

## Storage

Store at -20°C. DO NOT ALIQUOT

## Clonality

Polyclonal

## Ig Type

Rabbit IgG

## Applications

ELISA, IHC, WB

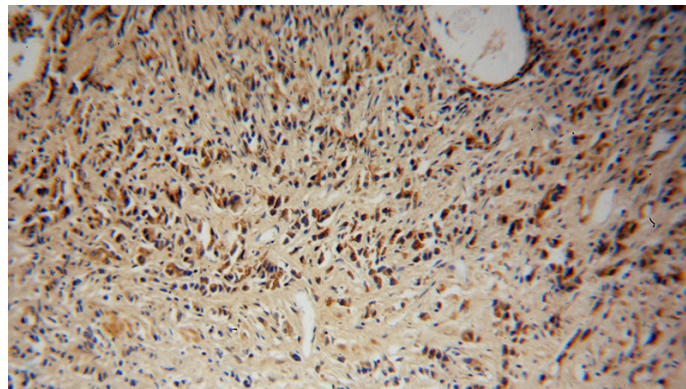
## Dilutions

Recommended Dilution:

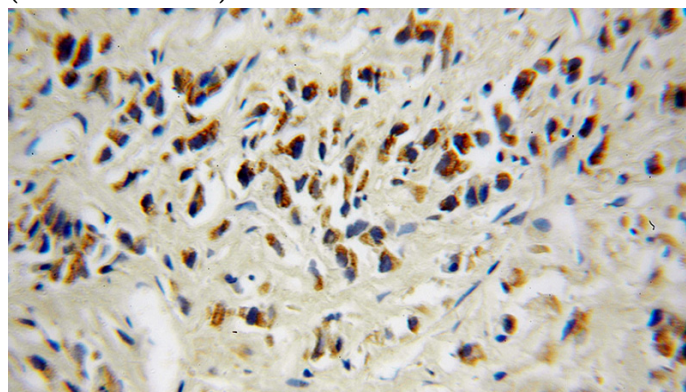
WB: 1:1000-1:10000

IHC: 1:20-1:200


## Validations



Immunohistochemical of paraffin-embedded human prostate cancer using Catalog No:110052(DOK4 antibody) at dilution of 1:50 (under 10x lens)



Immunohistochemical of paraffin-embedded human prostate cancer using Catalog No:110052(DOK4 antibody) at dilution of 1:50 (under 40x lens)



Transfected HEK-293 cells were subjected to SDS PAGE followed by western blot with Catalog

# DOK4 antibody



Catalog Number: 110052

---

No:110052(DOK4 Antibody) at dilution of 1:2000