

# DSG2 antibody

Catalog Number: 110027

## Product name

DSG2 antibody

IP: 1:500-1:5000

IF: 1:10-1:100

## Specificity

Human, Mouse, Rat; other species not tested.

## Antibody description

DSG2 Rabbit Polyclonal antibody. Positive IF detected in A431 cells. Positive IP detected in HepG2 cells. Positive WB detected in HepG2 cells, A431 cells, A549 cells, HEK-293 cells, HeLa cells. Observed molecular weight by Western-blot: 145-150 kDa

## Preparation

This antibody was obtained by immunization of DSG2 recombinant protein (Accession Number: NM\_001943). Purification method: Antigen affinity purified.

## Formulation

PBS with 0.02% sodium azide and 50% glycerol pH 7.3.

## Storage

Store at -20°C. DO NOT ALIQUOT

## Clonality

Polyclonal

## Ig Type

Rabbit IgG

## Applications


ELISA, WB, IF, IP

## Dilutions

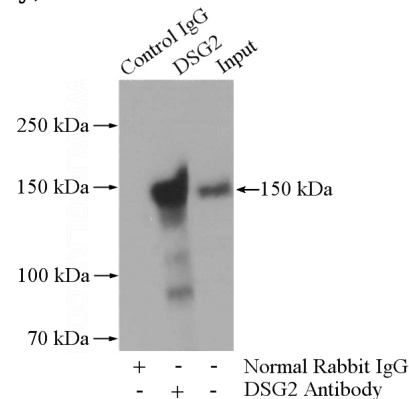
Recommended Dilution:

WB: 1:1000-1:10000

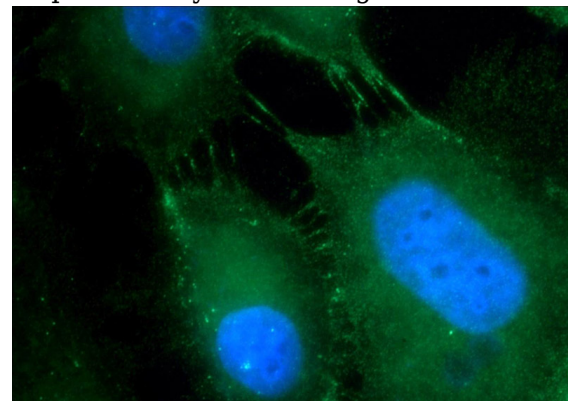
## Validations



HepG2 cells were subjected to SDS PAGE followed by western blot with Catalog No:110027(DSG2 antibody) at dilution of 1:1000



IP Result of anti-DSG2 (IP:Catalog No:110027, 4ug; Detection:Catalog No:110027 1:1000) with HepG2 cells lysate 3600ug.



Immunofluorescent analysis of A431 cells using Catalog No:110027(DSG2 Antibody) at dilution of

# DSG2 antibody



Catalog Number: 110027

---

1:25 and Alexa Fluor 488-conjugated AffiniPure

Goat Anti-Rabbit IgG(H+L)