

DMGDH antibody



Catalog Number: 110003

Product name

DMGDH antibody

Specificity

Human, Mouse, Rat; other species not tested.

Antibody description

DMGDH Rabbit Polyclonal antibody. Positive IHC detected in human liver cancer tissue. Positive WB detected in mouse liver tissue, rat liver tissue. Observed molecular weight by Western-blot: 97 kDa

Preparation

This antibody was obtained by immunization of DMGDH recombinant protein (Accession Number: BC022388). Purification method: Antigen affinity purified.

Formulation

PBS with 0.1% sodium azide and 50% glycerol pH 7.3.

Storage

Store at -20°C. DO NOT ALIQUOT

Clonality

Polyclonal

Ig Type

Rabbit IgG

Applications

ELISA, WB, IHC


Dilutions

Recommended Dilution:

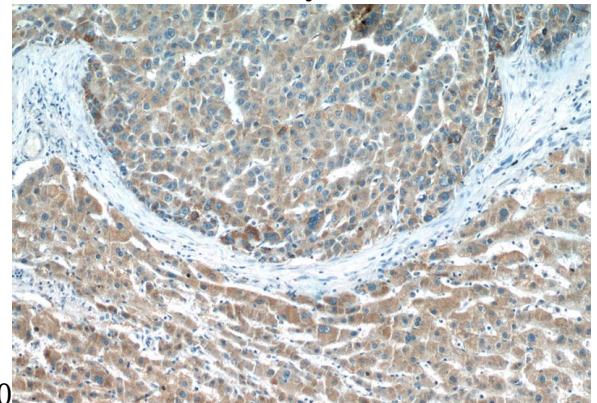
WB: 1:1000-1:10000

IHC: 1:20-1:200

Validations

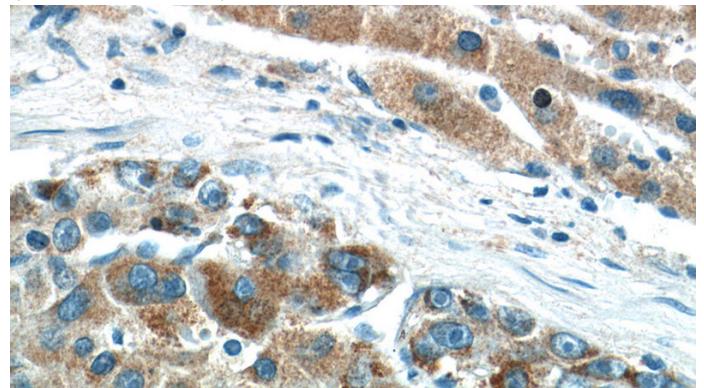


mouse liver tissue were subjected to SDS PAGE followed by western blot with Catalog No:110003(DMGDH Antibody) at dilution of



1:3000

Immunohistochemistry of paraffin-embedded human liver cancer tissue slide using Catalog No:110003(DMGDH Antibody) at dilution of 1:200 (under 10x lens)



Immunohistochemistry of paraffin-embedded human liver cancer tissue slide using Catalog No:110003(DMGDH Antibody) at dilution of 1:200

DMGDH antibody



Catalog Number: 110003

(under 40x lens)