

# DMAP1 antibody

Catalog Number: 110001

## Product name

DMAP1 antibody

IP: 1:200-1:1000

IF: 1:20-1:200

## Specificity

Human, Mouse, Rat; other species not tested.

## Antibody description

DMAP1 Rabbit Polyclonal antibody. Positive IP detected in COLO 320 cells. Positive WB detected in NIH/3T3 cells, COLO 320 cells, HeLa cells. Positive IF detected in HEK-293 cells. Observed molecular weight by Western-blot: 50-60 kDa

## Preparation

This antibody was obtained by immunization of DMAP1 recombinant protein (Accession Number: NM\_001034023). Purification method: Antigen affinity purified.

## Formulation

PBS with 0.1% sodium azide and 50% glycerol pH 7.3.

## Storage

Store at -20°C. DO NOT ALIQUOT

## Clonality

Polyclonal

## Ig Type

Rabbit IgG

## Applications


ELISA, IP, WB, IF

## Dilutions

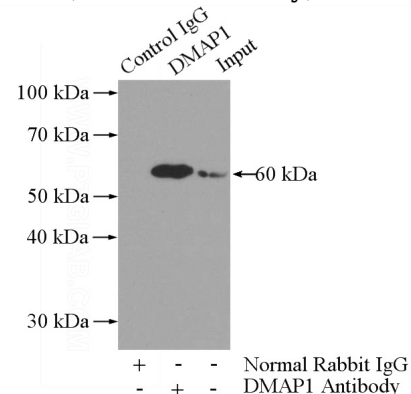
Recommended Dilution:

WB: 1:500-1:5000

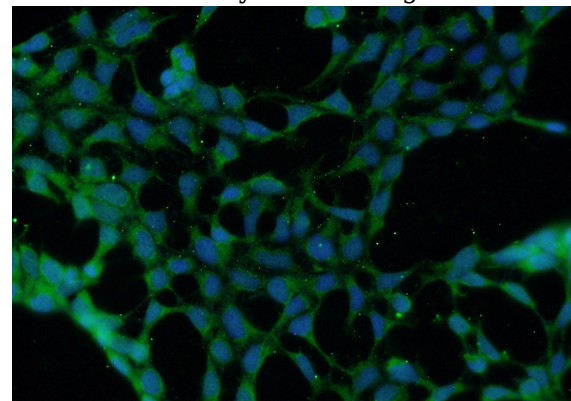
## Validations



NIH/3T3 cells were subjected to SDS PAGE followed by western blot with Catalog No:110001(DMAP1 Antibody) at dilution of 1:1000



IP Result of anti-DMAP1 (IP:Catalog No:110001, 3ug; Detection:Catalog No:110001 1:300) with COLO 320 cells lysate 2500ug.



Immunofluorescent analysis of HEK-293 cells using Catalog No:110001(DMAP1 Antibody) at

# **DMAP1 antibody**



Catalog Number: 110001

---

dilution of 1:50 and Alexa Fluor 488-conjugated

AffiniPure Goat Anti-Rabbit IgG(H+L)