

DLK1 antibody

Catalog Number: 109994

Product name

DLK1 antibody

Specificity

Human, Mouse, Rat; other species not tested.

Antibody description

DLK1 Rabbit Polyclonal antibody. Positive IHC detected in human breast cancer tissue. Positive WB detected in mouse placenta tissue, A549 cells, human placenta tissue, MCF7 cells, mouse brain tissue, mouse ovary tissue. Observed molecular weight by Western-blot: 45-60kd

Preparation

This antibody was obtained by immunization of DLK1 recombinant protein (Accession Number: NM_003836). Purification method: Antigen affinity purified.

Formulation

PBS with 0.1% sodium azide and 50% glycerol pH 7.3.

Storage

Store at -20°C. DO NOT ALIQUOT

Clonality

Polyclonal

Ig Type

Rabbit IgG

Applications

ELISA, WB, IHC


Dilutions

Recommended Dilution:

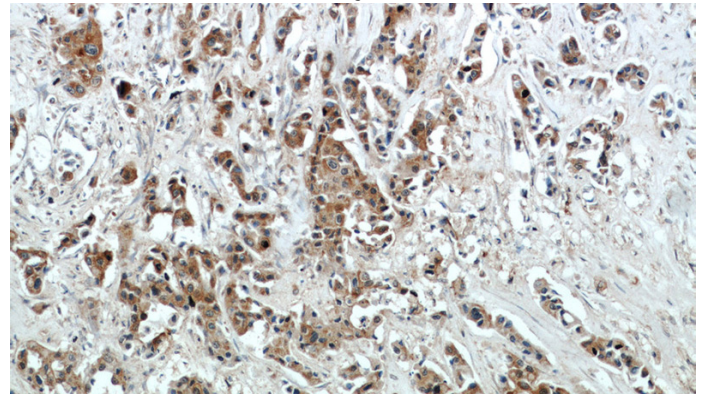
WB: 1:200-1:2000

IHC: 1:20-1:200

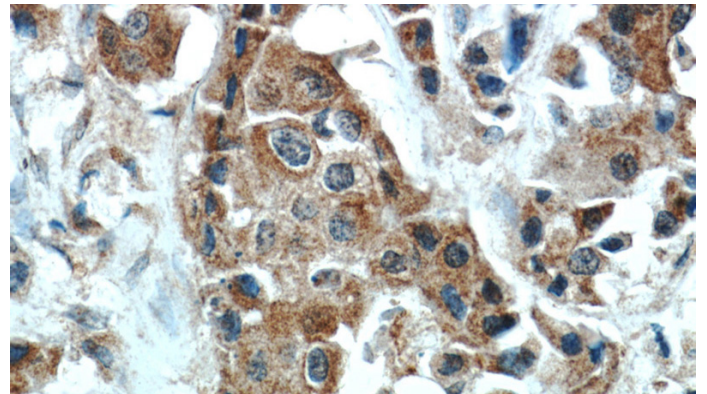
Validations



mouse placenta tissue were subjected to SDS PAGE followed by western blot with Catalog No:109994(DLK1 antibody) at dilution of 1:1000



Immunohistochemical of paraffin-embedded human breast cancer using Catalog No:109994(DLK1 antibody) at dilution of 1:50 (under 10x lens)



Immunohistochemical of paraffin-embedded human breast cancer using Catalog No:109994(DLK1 antibody) at dilution of 1:50

DLK1 antibody



Catalog Number: 109994

(under 40x lens)