

DLAT antibody

Catalog Number: 109985

Product name

DLAT antibody

IP: 1:500-1:5000

IF: 1:10-1:100

Specificity

Human, Mouse, Rat; other species not tested.

Antibody description

DLAT Rabbit Polyclonal antibody. Positive IF detected in HepG2 cells. Positive WB detected in human placenta tissue, HepG2 cells, MCF-7 cells. Positive IP detected in HepG2 cells. Observed molecular weight by Western-blot: 70kd

Preparation

This antibody was obtained by immunization of DLAT recombinant protein (Accession Number: NM_001931). Purification method: Antigen affinity purified.

Formulation

PBS with 0.02% sodium azide and 50% glycerol pH 7.3.

Storage

Store at -20°C. DO NOT ALIQUOT

Clonality

Polyclonal

Ig Type

Rabbit IgG

Applications


ELISA, WB, IF, IP

Dilutions

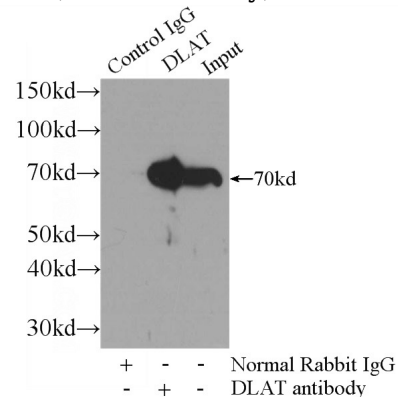
Recommended Dilution:

WB: 1:500-1:5000

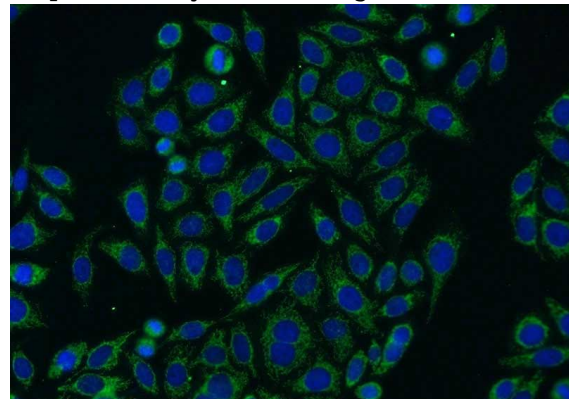
Validations



human placenta tissue were subjected to SDS PAGE followed by western blot with Catalog No:109985(DLAT antibody) at dilution of 1:1000



IP Result of anti-DLAT (IP:Catalog No:109985, 3ug; Detection:Catalog No:109985 1:1000) with HepG2 cells lysate 2000ug.



Immunofluorescent analysis of HepG2 cells using Catalog No:109985(DLAT Antibody) at dilution of

DLAT antibody



Catalog Number: 109985

1:25 and Alexa Fluor 488-conjugated AffiniPure

Goat Anti-Rabbit IgG(H+L)