

DKK2 antibody

Catalog Number: 109983

Product name

DKK2 antibody

IP: 1:200-1:1000

IHC: 1:20-1:200

Specificity

Human, Mouse, Rat; other species not tested.

Antibody description

DKK2 Rabbit Polyclonal antibody. Positive IP detected in mouse skeletal muscle tissue. Positive WB detected in mouse skeletal muscle tissue. Positive IHC detected in human cervix tissue, human heart tissue. Observed molecular weight by Western-blot: 32 kDa

Preparation

This antibody was obtained by immunization of DKK2 recombinant protein (Accession Number: NM_014421). Purification method: Antigen affinity purified.

Formulation

PBS with 0.02% sodium azide and 50% glycerol pH 7.3.

Storage

Store at -20°C. DO NOT ALIQUOT

Clonality

Polyclonal

Ig Type

Rabbit IgG

Applications

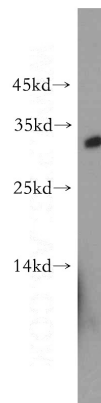
ELISA, WB, IHC, IP

Dilutions

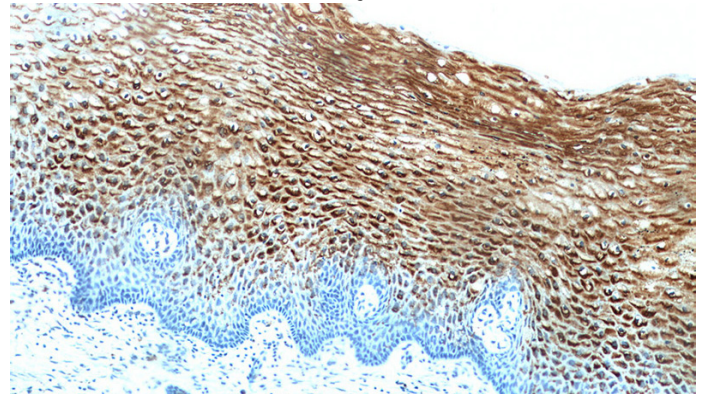
Recommended Dilution:

WB: 1:200-1:2000

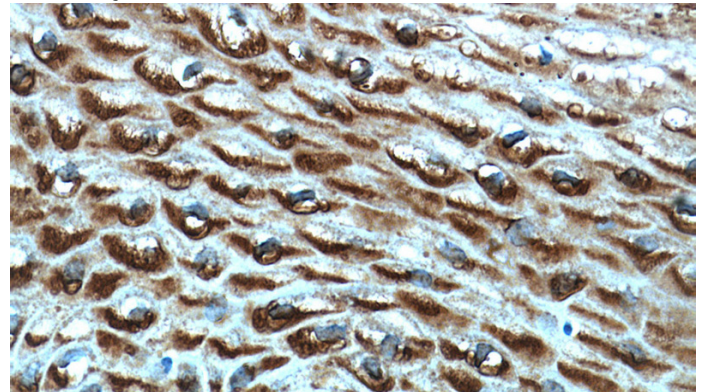
Validations



mouse skeletal muscle tissue were subjected to SDS PAGE followed by western blot with Catalog No:109983(DKK2 antibody) at dilution of 1:300



Immunohistochemical of paraffin-embedded human cervix using Catalog No:109983(DKK2 antibody) at dilution of 1:50 (under 10x lens)

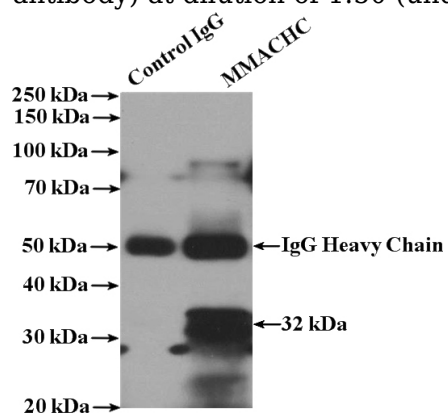


Immunohistochemical of paraffin-embedded human cervix using Catalog No:109983(DKK2

DKK2 antibody

Catalog Number: 109983

antibody) at dilution of 1:50 (under 40x lens)



IP Result of anti-DKK2 (IP:Catalog No:109983, 4ug; Detection:Catalog No:109983 1:300) with mouse skeletal muscle tissue lysate 4000ug.