

# DNPEP antibody

Catalog Number: 109971

## Product name

DNPEP antibody

IP: 1:200-1:2000

IF: 1:20-1:200

## Specificity

Human; other species not tested.

## Antibody description

DNPEP Rabbit Polyclonal antibody. Positive IP detected in HEK-293 cells. Positive WB detected in HEK-293 cells, human spleen tissue. Positive IF detected in MCF-7 cells. Observed molecular weight by Western-blot: 55 kDa

## Preparation

This antibody was obtained by immunization of DNPEP recombinant protein (Accession Number: NM\_001319118). Purification method: Antigen affinity purified.

## Formulation

PBS with 0.02% sodium azide and 50% glycerol pH 7.3.

## Storage

Store at -20°C. DO NOT ALIQUOT

## Clonality

Polyclonal

## Ig Type

Rabbit IgG

## Applications


ELISA, WB, IP, IF

## Dilutions

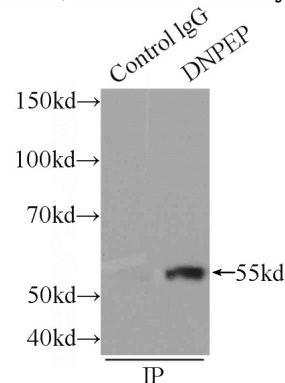
Recommended Dilution:

WB: 1:500-1:5000

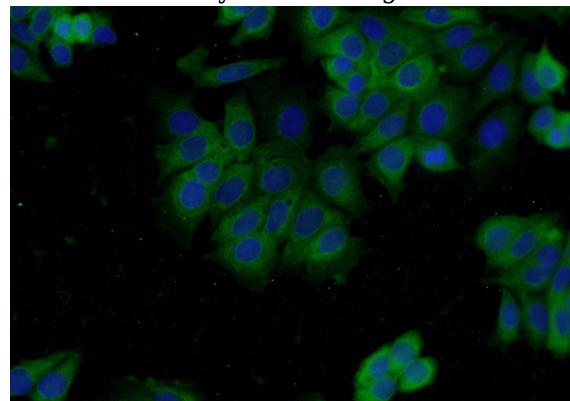
## Validations



HEK-293 cells were subjected to SDS PAGE followed by western blot with Catalog No:109971(DNPEP antibody) at dilution of 1:500



IP Result of anti-DNPEP (IP:Catalog No:109971, 3ug; Detection:Catalog No:109971 1:500) with HEK-293 cells lysate 1760ug.



Immunofluorescent analysis of MCF-7 cells using Catalog No:109971(DNPEP Antibody) at dilution

# DNPEP antibody



Catalog Number: 109971

---

of 1:50 and Alexa Fluor 488-conjugated AffiniPure Goat Anti-Rabbit IgG(H+L)