

DHRS4 antibody



Catalog Number: 109925

Product name

DHRS4 antibody

IP: 1:200-1:1000

IHC: 1:20-1:200

Specificity

Human, Mouse, Rat; other species not tested.

Antibody description

DHRS4 Rabbit Polyclonal antibody. Positive IHC detected in human cervix tissue. Positive WB detected in HepG2 cells, HeLa cells, mouse liver tissue. Positive IP detected in mouse liver tissue. Observed molecular weight by Western-blot: 29 kDa

Preparation

This antibody was obtained by immunization of DHRS4 recombinant protein (Accession Number: XM_047446404). Purification method: Antigen affinity purified.

Formulation

PBS with 0.02% sodium azide and 50% glycerol pH 7.3.

Storage

Store at -20°C. DO NOT ALIQUOT

Clonality

Polyclonal

Ig Type

Rabbit IgG

Applications


ELISA, WB, IHC, IP

Dilutions

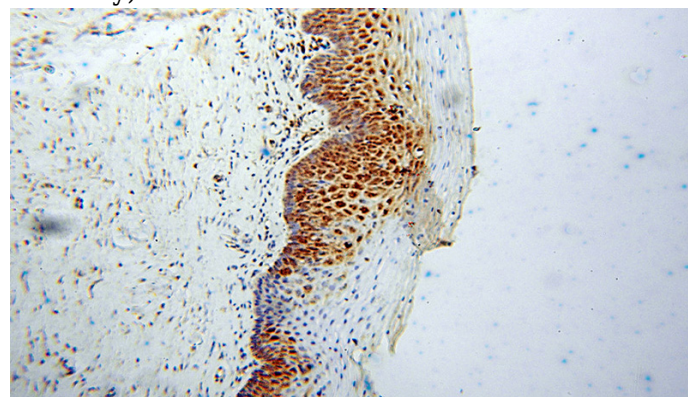
Recommended Dilution:

WB: 1:500-1:5000

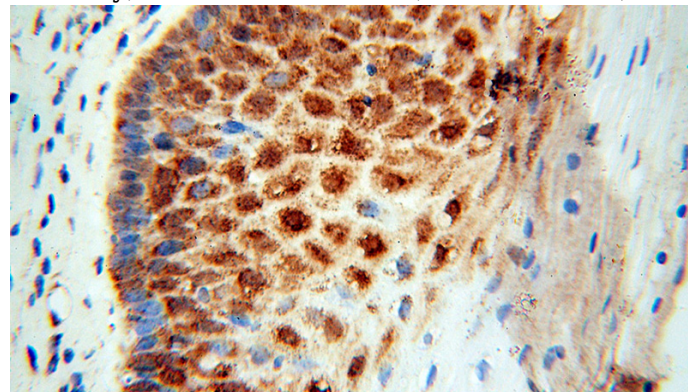
Validations



HepG2 cells were subjected to SDS PAGE followed by western blot with Catalog No:109925(DHRS4 antibody) at dilution of 1:400



Immunohistochemical of paraffin-embedded human cervix using Catalog No:109925(DHRS4 antibody) at dilution of 1:100 (under 10x lens)



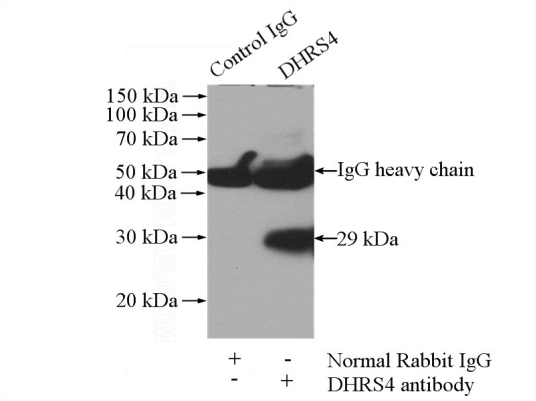
Immunohistochemical of paraffin-embedded human cervix using Catalog No:109925(DHRS4

DHRS4 antibody



Catalog Number: 109925

antibody) at dilution of 1:100 (under 40x lens)



IP Result of anti-DHRS4 (IP:Catalog No:109925, 4ug; Detection:Catalog No:109925 1:400) with mouse liver tissue lysate 4000ug.