

DHFR antibody

Catalog Number: 109917

Product name

DHFR antibody

Immunogen

[Human DHFR Recombinant protein \(GST tag\)](#)

Specificity

Human, Mouse, Rat; other species not tested.

Antibody description

DHFR Rabbit Polyclonal antibody. Positive IHC detected in human liver cancer tissue, human breast cancer tissue. Positive IF detected in HeLa cells. Positive WB detected in K-562 cells, HeLa cells, Jurkat cells, Raji cells. Positive IP detected in Raji cells. Observed molecular weight by Western-blot: 21 kDa

Preparation

This antibody was obtained by immunization of DHFR recombinant protein (Accession Number: NM_000791). Purification method: Antigen affinity purified.

Formulation

PBS with 0.02% sodium azide and 50% glycerol pH 7.3.

Storage

Store at -20°C. DO NOT ALIQUOT

Clonality

Polyclonal

Ig Type

Rabbit IgG

Applications

ELISA, WB, IHC, IP, IF

Dilutions

Recommended Dilution:


WB: 1:200-1:2000

IP: 1:200-1:2000

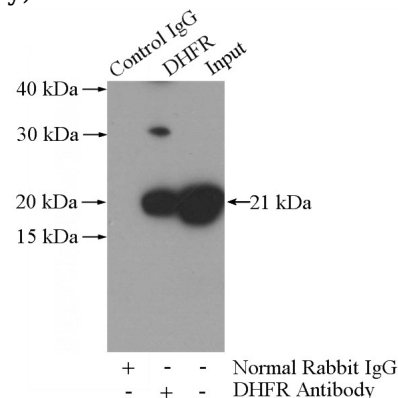
IHC: 1:20-1:200

IF: 1:20-1:200

Validations



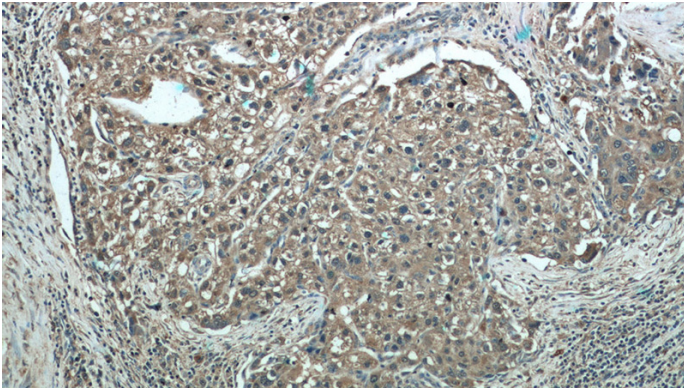
K-562 cells were subjected to SDS PAGE followed by western blot with Catalog No:109917(DHFR antibody) at dilution of 1:500



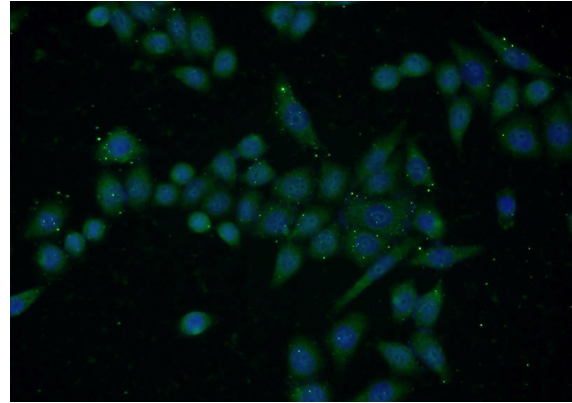
IP Result of anti-DHFR (IP:Catalog No:109917, 3ug; Detection:Catalog No:109917 1:500) with Raji cells lysate 2000ug.

DHFR antibody

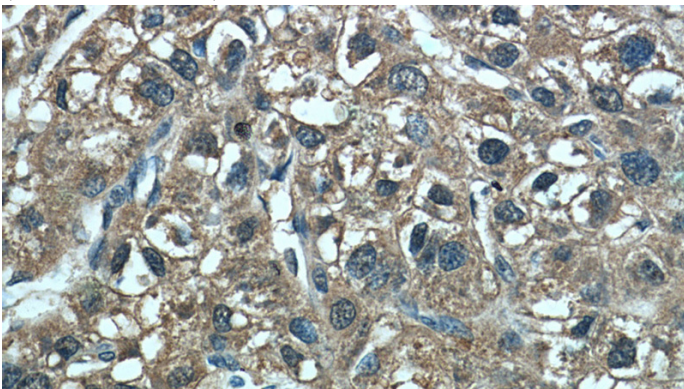
Catalog Number: 109917



Immunohistochemistry of paraffin-embedded human liver cancer tissue slide using Catalog No:109917(DHFR Antibody) at dilution of 1:50 (under 40x lens)



Immunofluorescent analysis of HeLa cells using Catalog No:109917(DHFR Antibody) at dilution of 1:50 and Alexa Fluor 488-conjugated AffiniPure Goat Anti-Rabbit IgG(H+L)



Immunohistochemistry of paraffin-embedded human liver cancer tissue slide using Catalog No:109917(DHFR Antibody) at dilution of 1:50 (under 10x lens)