

DGCR8 N-terminal antibody



Catalog Number: 109906

Product name

DGCR8 N-terminal antibody

IP: 1:200-1:2000

IF: 1:20-1:200

Specificity

Human; other species not tested.

Antibody description

DGCR8 N-terminal Rabbit Polyclonal antibody. Positive IF detected in HeLa cells. Positive WB detected in HeLa cells, A431 cells, HEK-293 cells, HepG2 cells, Jurkat cells. Positive IP detected in A431 cells. Observed molecular weight by Western-blot: 88-100 kDa

Preparation

This antibody was obtained by immunization of DGCR8 N-terminal recombinant protein (Accession Number: NM_001190326). Purification method: Antigen affinity purified.

Formulation

PBS with 0.1% sodium azide and 50% glycerol pH 7.3.

Storage

Store at -20°C. DO NOT ALIQUOT

Clonality

Polyclonal

Ig Type

Rabbit IgG

Applications

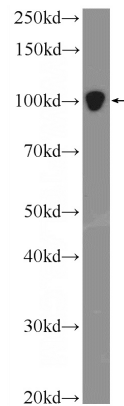
ELISA, WB, IP, IF

Dilutions


Recommended Dilution:

WB: 1:200-1:2000

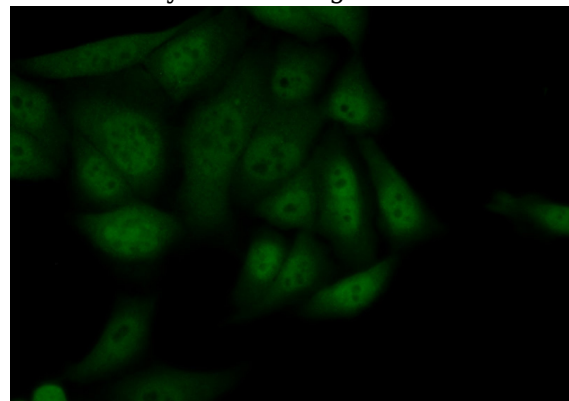
Validations



HeLa cells were subjected to SDS PAGE followed by western blot with Catalog No:109906(DGCR8 Antibody) at dilution of 1:600



IP Result of anti-DGCR8 (IP:Catalog No:109906, 4ug; Detection:Catalog No:109906 1:600) with A431 cells lysate 2800ug.



Immunofluorescent analysis of (10% Formaldehyde) fixed HeLa cells using Catalog

DGCR8 N-terminal antibody



Catalog Number: 109906

No:109906(DGCR8 Antibody) at dilution of 1:50

and Alexa Fluor 488-conjugated AffiniPure Goat
Anti-Rabbit IgG(H+L)