

Desmin antibody

Catalog Number: 109897

Product name

Desmin antibody

Specificity

Human, Mouse, Rat; other species not tested.

Antibody description

Desmin Rabbit Polyclonal antibody. Positive IP detected in mouse heart tissue. Positive WB detected in mouse heart tissue, human heart tissue, mouse skeletal muscle tissue, rat heart tissue. Positive IF detected in C2C12 cell. Positive IHC detected in human heart tissue, human appendix tissue, human colon tissue, human hysteryomyoma tissue, human placenta tissue, human skeletal muscle tissue, human testis tissue, rat heart tissue. Positive FC detected in C2C12 cell. Observed molecular weight by Western-blot: 52-53 kDa

Preparation

This antibody was obtained by immunization of Desmin recombinant protein (Accession Number: NM_001927). Purification method: Antigen affinity purified.

Formulation

PBS with 0.02% sodium azide and 50% glycerol pH 7.3.

Storage

Store at -20°C. DO NOT ALIQUOT

Clonality

Polyclonal

Ig Type

Rabbit IgG

Applications

ELISA, WB, IHC, IP, FC, IF

Dilutions

Recommended Dilution:

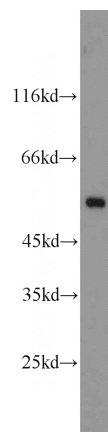
WB: 1:1000-1:10000

IP: 1:1000-1:10000

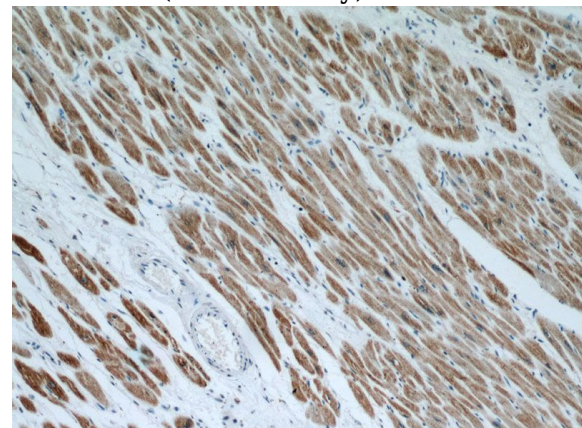
IHC: 1:20-1:200

IF: 1:20-1:200

Validations



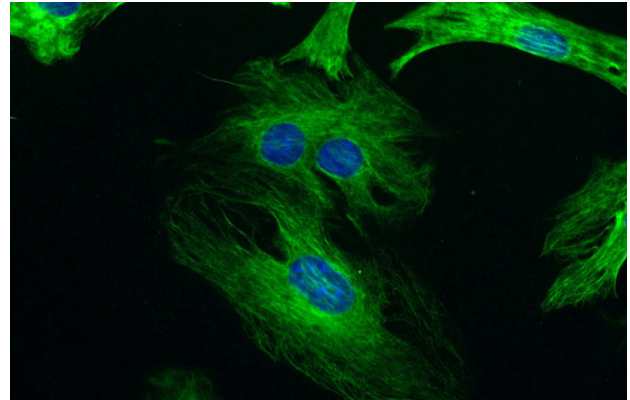
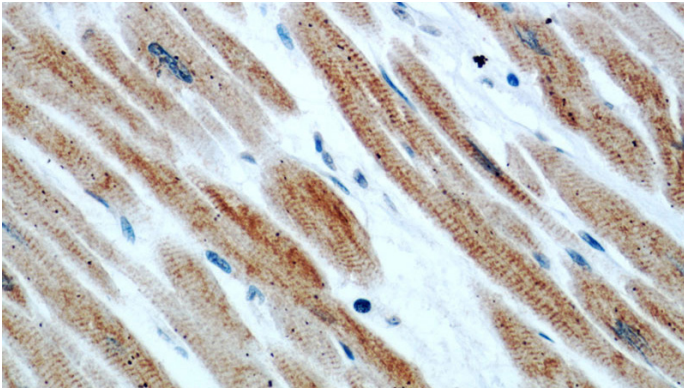
mouse heart tissue were subjected to SDS PAGE followed by western blot with Catalog No:109897(DES antibody) at dilution of 1:4000



Immunohistochemical of paraffin-embedded human heart using Catalog No:109897(DES antibody) at dilution of 1:50 (under 10x lens)

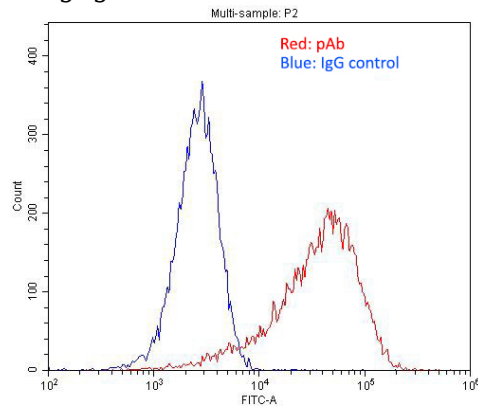
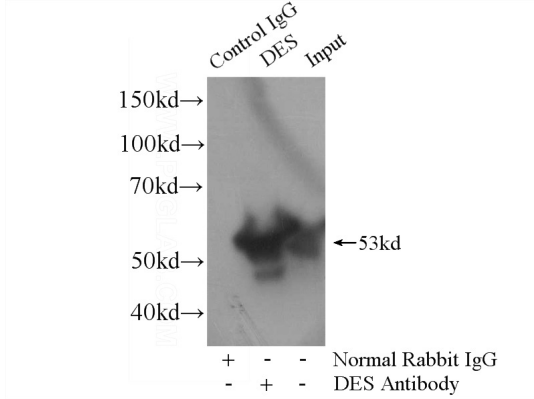
Desmin antibody

Catalog Number: 109897



Immunohistochemical of paraffin-embedded human heart using Catalog No:109897(DES antibody) at dilution of 1:50 (under 40x lens)

Immunofluorescent analysis of (-20oc Ethanol) fixed C2C12 cell using Catalog No:109897(Desmin Antibody) at dilution of 1:50 and Alexa Fluor 488-conjugated AffiniPure Goat Anti-Rabbit IgG(H+L)



IP Result of anti-Desmin (IP:Catalog No:109897, 4ug; Detection:Catalog No:109897 1:3000) with mouse heart tissue lysate 8000ug.

1×10^6 C2C12 cell were stained with 0.2ug Desmin antibody (Catalog No:109897, red) and control antibody (blue). Fixed with 4% PFA blocked with 3% BSA (30 min). Alexa Fluor 488-conjugated AffiniPure Goat Anti-Rabbit IgG(H+L) with dilution 1:1500.