

Desmin antibody

Catalog Number: 109896

Product name

Desmin antibody

Specificity

Human, Mouse, Rat; other species not tested.

Antibody description

Desmin Rabbit Polyclonal antibody. Positive IHC detected in human heart tissue, human skeletal muscle tissue, mouse heart tissue. Positive WB detected in mouse heart tissue, mouse skeletal muscle tissue, rat skeletal muscle tissue. Observed molecular weight by Western-blot: 50-55 kDa

Preparation

This antibody was obtained by immunization of Desmin recombinant protein (Accession Number: NM_001927). Purification method: Antigen affinity purified.

Formulation

PBS with 0.02% sodium azide and 50% glycerol pH 7.3.

Storage

Store at -20°C. DO NOT ALIQUOT

Clonality

Polyclonal

Ig Type

Rabbit IgG

Applications

ELISA, WB, IHC


Dilutions

Recommended Dilution:

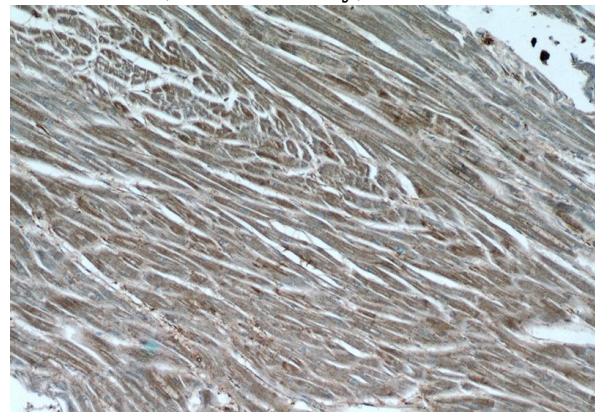
WB: 1:200-1:2000

IHC: 1:20-1:200

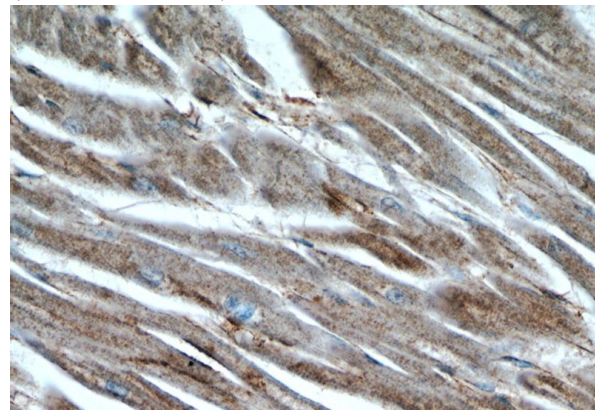
Validations



mouse heart tissue were subjected to SDS PAGE followed by western blot with Catalog No:109896(DES Antibody) at dilution of 1:600



Immunohistochemistry of paraffin-embedded human heart tissue slide using Catalog No:109896(DES Antibody) at dilution of 1:50 (under 10x lens)



Immunohistochemistry of paraffin-embedded human heart tissue slide using Catalog

Desmin antibody



Catalog Number: 109896

No:109896(DES Antibody) at dilution of 1:50 (under 40x lens)