

Dermatopontin antibody



Catalog Number: 109894

Product name

Dermatopontin antibody

WB: 1:500-1:5000

IHC: 1:20-1:200

Specificity

Human, Mouse, Rat; other species not tested.

Antibody description

Dermatopontin Rabbit Polyclonal antibody. Positive IHC detected in human pancreas cancer tissue, human heart tissue, human pancreas tissue, human testis tissue, rat testis tissue. Positive WB detected in mouse skin tissue, human skeletal muscle tissue, rat skin tissue. Observed molecular weight by Western-blot: 22 kDa

Preparation

This antibody was obtained by immunization of Dermatopontin recombinant protein (Accession Number: NM_001937). Purification method: Antigen affinity purified.

Formulation

PBS with 0.1% sodium azide and 50% glycerol pH 7.3.

Storage

Store at -20°C. DO NOT ALIQUOT

Clonality

Polyclonal

Ig Type

Rabbit IgG


Applications

ELISA, IHC, WB

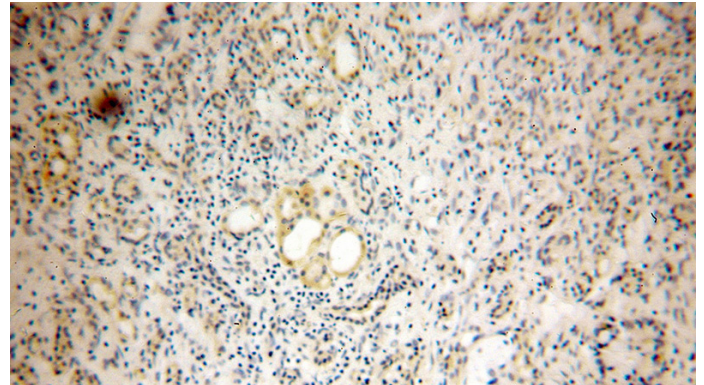
Dilutions

Recommended Dilution:

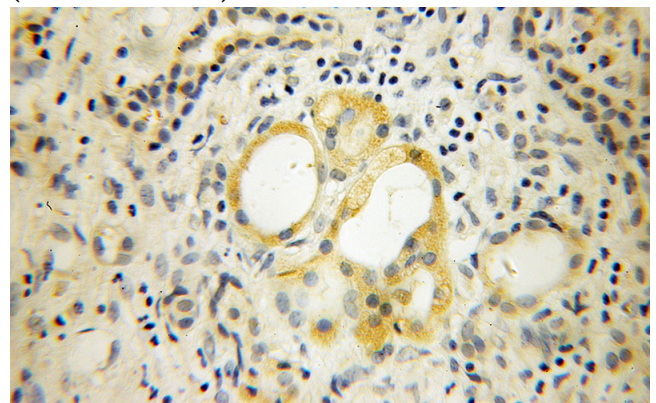
Validations



mouse skin tissue were subjected to SDS PAGE followed by western blot with Catalog No:109894(DPT Antibody) at dilution of 1:1000



Immunohistochemical of paraffin-embedded human pancreas cancer using Catalog No:109894(DPT antibody) at dilution of 1:100 (under 10x lens)



Immunohistochemical of paraffin-embedded

Dermatopontin antibody



Catalog Number: 109894

human pancreas cancer using Catalog

No:109894(DPT antibody) at dilution of 1:100
(under 40x lens)