

DAT antibody

Catalog Number: 109869

Product name

DAT antibody

IP: 1:200-1:2000

IHC: 1:20-1:200

Specificity

Human, Mouse, Rat; other species not tested.

Antibody description

DAT Rabbit Polyclonal antibody. Positive WB detected in rat brain tissue, mouse brain tissue. Positive IP detected in mouse brain tissue. Positive IHC detected in mouse brain tissue. Observed molecular weight by Western-blot: 68 kDa

Preparation

This antibody was obtained by immunization of DAT recombinant protein (Accession Number: NM_001044). Purification method: Antigen affinity purified.

Formulation

PBS with 0.02% sodium azide and 50% glycerol pH 7.3.

Storage

Store at -20°C. DO NOT ALIQUOT

Clonality

Polyclonal

Ig Type

Rabbit IgG

Applications

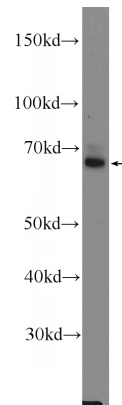
ELISA, IHC, WB, IP

Dilutions

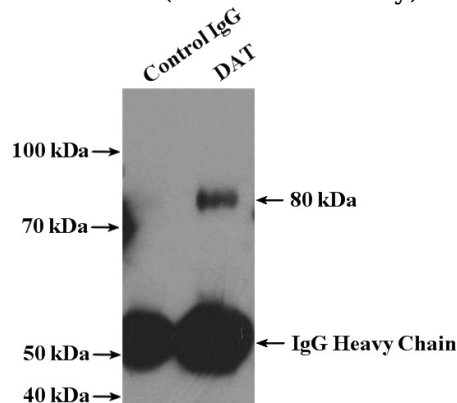
Recommended Dilution:

WB: 1:200-1:2000

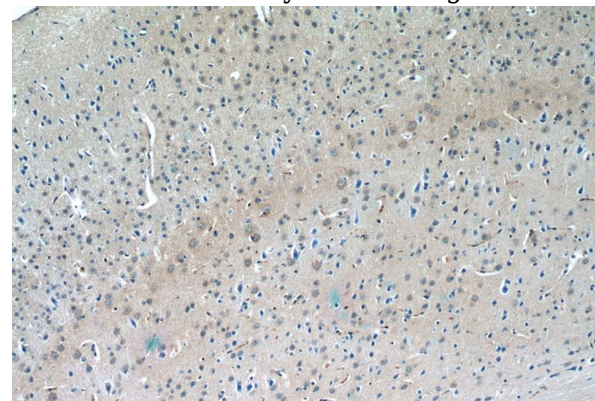
Validations



rat brain tissue were subjected to SDS PAGE followed by western blot with Catalog No:109869(SLC6A3 Antibody) at dilution of 1:600



IP Result of anti-SLC6A3 (IP:Catalog No:109869, 4ug; Detection:Catalog No:109869 1:600) with mouse brain tissue lysate 4000ug.

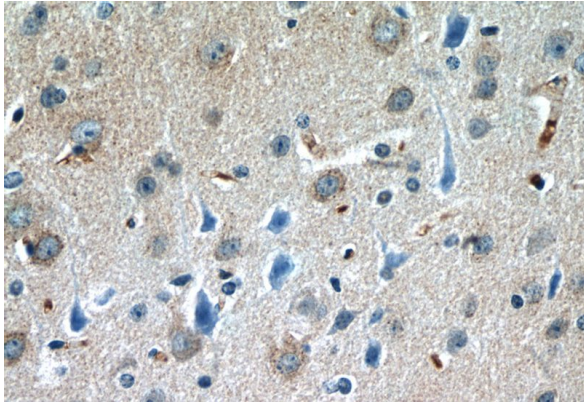


Immunohistochemistry of paraffin-embedded mouse brain tissue slide using Catalog

DAT antibody

Catalog Number: 109869

No:109869(SLC6A3 Antibody) at dilution of 1:50
(under 10x lens)



Immunohistochemistry of paraffin-embedded
mouse brain tissue slide using Catalog
No:109869(SLC6A3 Antibody) at dilution of 1:50
(under 40x lens)