

DAB2 antibody

Catalog Number: 109851

Product name

DAB2 antibody

IP: 1:1000-1:10000

IF: 1:20-1:200


Specificity

Human, Mouse, Rat; other species not tested.

Validations

Antibody description

DAB2 Rabbit Polyclonal antibody. Positive FC detected in HepG2 cells. Positive IF detected in HepG2 cells. Positive IP detected in HeLa cells. Positive WB detected in HeLa cells, MCF7 cells. Observed molecular weight by Western-blot: 96 kDa



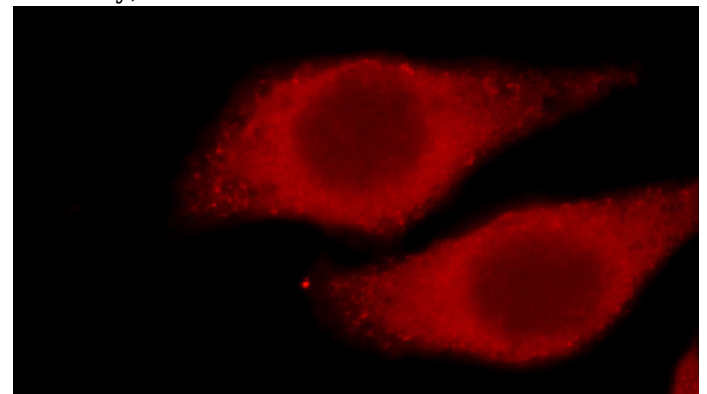
Preparation

This antibody was obtained by immunization of DAB2 recombinant protein (Accession Number: NM_001343). Purification method: Antigen affinity purified.

HeLa cells were subjected to SDS PAGE followed by western blot with Catalog No:109851(DAB2 antibody) at dilution of 1:1000

Formulation

PBS with 0.1% sodium azide and 50% glycerol pH 7.3.



Storage

Store at -20°C. DO NOT ALIQUOT

Clonality

Polyclonal

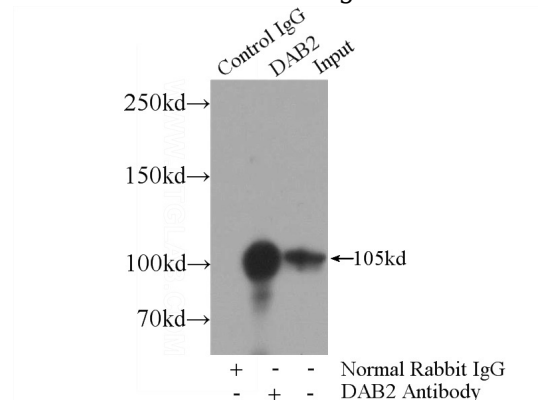
Immunofluorescent analysis of HepG2 cells, using DAB2 antibody Catalog No:109851 at 1:50 dilution and Rhodamine-labeled goat anti-rabbit IgG (red).

Ig Type

Rabbit IgG

Applications

ELISA, WB, IF, FC, IP



Dilutions

Recommended Dilution:

WB: 1:500-1:5000

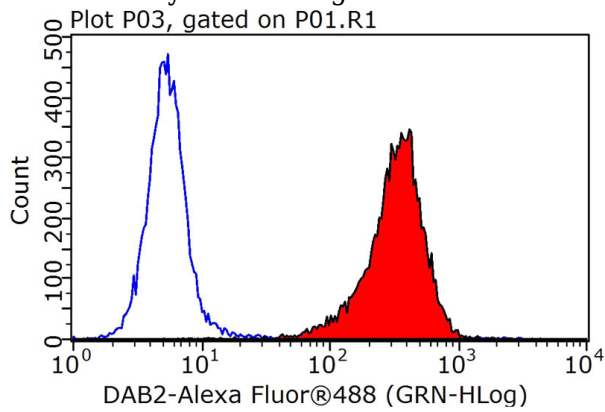
IP Result of anti-DAB2 (IP:Catalog No:109851, 4ug; Detection:Catalog No:109851 1:2000) with

DAB2 antibody



Catalog Number: 109851

HeLa cells lysate 4000ug.



1X10⁶ HepG2 cells were stained with 0.2ug DAB2 antibody (Catalog No:109851, red) and control antibody (blue). Fixed with 90% MeOH blocked with 3% BSA (30 min). Alexa Fluor 488-conjugated AffiniPure Goat Anti-Rabbit IgG(H+L) with dilution 1:1000.